



UNITED NATIONS
NIGERIA
"together for higher impact"

NIGERIA - UNDAF III
2014 - 2017

UNITED NATIONS DEVELOPMENT ASSISTANCE FRAMEWORK



NIGERIA-UNDAF III
2 0 1 4 - 2 0 1 7

United Nations Development Assistance Framework

United Nations System in Nigeria

MAP OF NIGERIA SHOWING PRESENCE OF UN AGENCIES



AGENCIES	SYMBOLS
UNDP	
UNAIDS	
UNFPA	
WHO	
UNICEF	
UNODC	
UNESCO	
UN WOMEN	
UNIDO	
FAO	
ILO	
UNHCR	
UN HABITAT	
IFAD	
UNOPS	
WMO	
UNITAR	
UNEP	
UNIC	



MISSION STATEMENT:

United Nations Country Team (UNCT) in Nigeria

The UNCT works coherently, effectively and efficiently to support Nigeria in achieving its national development priorities, the Millennium Development Goals and other internationally agreed treaty obligations and development goals, the Paris Declaration on Aid Effectiveness, fostering equitable economic growth and poverty reduction, through capacity development, strengthening national accountability systems and the delivery of quality social services focusing on the most deprived and vulnerable Nigerians.



UNITED NATIONS

Abuja, July 30th, 2013

United Nations Development Assistance Framework (UNDAF) III, 2014 – 2017

This document is a publication of the United Nations System in Nigeria and all rights are reserved.

The document may, however, be freely reviewed, quoted, reproduced or translated in part or in full provided the source is acknowledged. The views presented in the document are solely that of the UN System in Nigeria.

For further information, please contact:

Office of the UN Resident Coordinator – Nigeria
United Nations House
Plot 617/618, Diplomatic Zone
Central Area District
P.M.B 2851, Garki
Abuja, Nigeria

Tel: +234 (0) 9-4616100, 09 876 1003

Web address: <http://www.ng.one.un.org>





Table of Contents

Acronyms & Abbreviations	vi
Preamble and Signature	1
Nigeria UNDAF III Narrative	
Section 1: Introduction	3
Section 2: UNDAF Processes and Results Matrix	8
Section 3: Indicative Resource Commitment	17
Section 4: Implementation Arrangements	19
Section 5: Monitoring and Evaluation	20
<hr/>	
Annexes	
Annex I UNDAF III Results Matrix-Nigeria	23
Annex II Integrated Monitoring and Evaluation Plan	64
Annex III Roadmap for the UNDAF Formulation Process	66
Annex IV MDG Report, 2010 (for the years 2006 -2010)	68
<hr/>	
Figures	
Figure 1 UNDAF III Alignment to Nigeria Vision 20:2020	7
Figure 2 UNDAF III Results Framework Overview	9
Figure 3 Indicative Financial Resources for UNDAF III	17
Figure 4 IMEP Tool for UNDAF III	21
<hr/>	
Tables	
Table 1 Projected Real Growth and Inflation Rates (2010-2015)	3
Table 2 Indicative Resources Commitment (US\$)	18

Acronyms and Abbreviations

AA	Action Aid
AAH	Action Against Hunger
AHI	Adolescents Health Initiative
AIDS	Acquired Immune Deficiency Syndrome
ASC	Nigeria Annual School Census
ASHWAN	Association of Women living with HIV/AIDS in Nigeria
BC	British Council
BoI	Bank of Industry
BPE	Bureau of Public Enterprises
BPP	Bureau of Public Procurement
CBN	Central Bank of Nigeria
CBN	Central Bank of Nigeria
CCA	Common Country Assessment
CCB	Code of Conduct Bureau
CCT	Code of Conduct Tribunal
CDC	Centre for Disease Control
CEDAW	Convention on the Elimination of All Forms of Discrimination Against Women
CIDA	Canadian International Development Agency
CIRDDOC	Civil Resource Development and Documentation Centre
CLGF	Commonwealth Local Government Forum
CPAPs	Country Programme Action Plans
CPN	Child Protection Network
CRA	Child Rights Act
CRC	Convention on the Rights of the Child
CSACEFA	Civil Society Action Coalition on Education for All
CSOs	Civil Society Organization
DaO	Delivering as One
DS	Development Strategy
DFID	UK Department for International Development
DMAG	Data Management Advisory Group
DSG	Delta State Government
DSWMB	Delta State Waste Management Board
ECD	Early Child Development
ECN	Energy Commission of Nigeria
ECOWAS	Economic Community of West Africa States
EFCC	Economic and Financial Crimes Commission
EITI	Extractive Industries Transparency Initiative
EU	European Union
EVA	Education as Vaccine
FAO	Food and Agriculture Organization of the United Nations
FBO	Faith Based Organizations
FCT	Federal Capital Territory

FGN	Federal Government of Nigeria
FIDA	International Federation of Women Lawyers
FMWR	Federal Ministry of Water Resources
FUT	Federal University of Technology Minna
GDP	Gross Domestic Product
GIZ	Deutsche Gesellschaft für Internationale Zusammenarbeit
GoN	Government of Nigeria
HACT	Harmonized Approach to Cash Transfer
HDI	Human Development Index
HIV	Human Immuno-deficiency Virus
HOMEVIDA	Home Video Integrity Award
HP	Hewlett Packard
HRBA	Human Rights-Based Approach
IAEA	International Atomic Energy Agency
IATT	Inter-Agency Task Team
IBE	International Bureau of Education
ICCPR	International Covenant on Civil and Political Rights
ICESCR	International Covenant on Economic, Social and Cultural Rights
ICPC	Independent Corrupt Practices and other related offences Commission
IFAD	International Fund for Agricultural development
IFBPW	International Federation of Business and Professional Women
IFPRI	International Food Policy Research Institute
ILO	International Labour Organization
IMF	International Monetary Fund
IMS	Institute for Media and Society
INEC	Independent National Electoral Commission
IOM	International Organization for Migration
IPCR	Institute for Peace and Conflict Resolution
ITC	International Trade Centre
ITF	Industrial Training Fund
KOICA	Korea International Cooperation Agency
JMDI	EC-UN Joint Migration and Development Initiative
KSG	Kogi State Government
LAC	Legal Aid Council
LEEDS	Economic Empowerment and Development Strategy
LGAs	Local Government Areas
LRC	Law Reform Commission
LRCN	Librarians' Registration Council of Nigeria
LRDC	UN Women to provide
LSP	Lagos State Polytechnic
M&E	Monitoring and Evaluation
MAP	Micro-enterprises Acceleration Programme
MARD	Ministry of Agric and Rural Development
MCI	Ministry of Commerce and Industries

MCT	Ministry of Communication & Technology
MDAs	Ministries, Departments and Agencies
MDGs	Millennium Development Goals
MDGs	Millennium Development Goals
MDPZ	Municipal Development Partnership Zimbabwe
MoE	Ministry of Education
MoEnv	Ministry of Environment
MoF	Ministry of Finance
MoH	Ministry of Health
Mol	Ministry of Information
MoJ	Ministry of Justice
MoLHUD	Ministry of Land, Housing & Urban Development
MoLP	Ministry of Labour and Productivity
MoP	Ministry of Power
MoTCNA	Ministry of Tourism, Culture & National Orientation
MoTI	Ministry of Trade and Investment
MoYD	Ministry of Youth Development
MTCT	Mother to Child Transmission of HIV
MTEF	Medium-Term Expenditure Framework
MTSS	Medium-Term Sector Strategy
MWASD	Ministry of Women Affairs and Social Development
MWRW	Ministry of Water Resources and Works
NABTEB	National Business and Technical Examinations Board
NACA	National Agency for the Control of AIDS
NACTAL	Network Against Child Trafficking, Abuse and Labour (NACTAL)
NAFDAC	National Agency for Food and Drugs Administration and Control
NAPEP	National Poverty Eradication Programme
NAPTIN	National Power Training Institute of Nigeria
NAPTIP	National Agency for the Prohibition of Traffic in Persons & Other Related Matters.
NASCP	National AIDS/STD Control Program
NASENI	National Agency for Science and Engineering Infrastructure
NASS	National Assembly
NBS	National Bureau of Statistics
NBTE	National Board for Technical Education
NCCE	National Commission for Colleges of Education
NCFR	National Commission for Refugees
NCME	National Commission for Mass Education
NCNE	National Commission for Nomadic Education
NCFR	National Commission for Refugees and Internally Displaced Persons
NCRC	Nigerian Community Radio Coalition
NCRDC	Nigerian Educational Research and Development Council
NatCom	Nigerian National Commission for UNESCO
NCS	Nigeria Customs Service

NCWD	National Centre for Women Development
NDC	National Defence College
NDDC	Niger-Delta Development Commission
NDE	National Directorate of Employment
NDLEA	National Drug Law Enforcement Agency
NDP	National Development Plan
NECA	Nigeria Employers' Consultative Association
NEEDS	National Economic Empowerment and Development Strategy
NEITI	National Extractive Industries Transparency Initiative
NEMA	National Emergency Management Authority
NEPC	National Export Promotion Council
NEPWHAN	Network of People With HIV/AIDS in Nigeria
NESREA	National Environmental Standards and Regulations Enforcement Agency
NFIU	Nigerian Financial Intelligence Unit
NGF	Northern Governors' Forum
NHIS	National Health Insurance Scheme
NHRC	National Human Rights Commission
NIALS	Nigeria Institute of Advanced Legal Studies
NIP	National Implementation Plan
NIPC	Nigerian Investment Promotion Council
NIPSS	National Institute for Policy and Strategic Studies
NIRSAL	Nigeria Incentive Based Risk-Sharing System for Agricultural Lending
NIS	Nigeria Immigration Service
NISER	Nigeria Institute of Social and Economic Research
NJI	National Judicial Institute
NLC	Nigeria Labour Congress
NLN	National Library of Nigeria
NNVS	Nigerian National Voluntary Service
NOGALSS	Non-Governmental Association for Literacy Support Services
NOUN	National Open University of Nigeria
NP	Nigerian Police
NPC	National Planning Commission
NPopC	National Population Commission
NPS	Nigeria Prisons Services
NRCS	Nigerian Red Cross Society
NSC	National Sports Commission
NSCDC	Nigeria Security and Civil Defence Corps
NSHDP	National Strategic Health Development Plan
NSITF	Nigeria Social Insurance Trust Fund
NTI	National Teachers' Institute
NUC	Nigerian Universities' Commission
NUJ	Nigeria Union of Journalist
NYSC	National Youth Service Corps
ODA	Overseas Development Assistance

OMT	Operations Management Team
ONSA	Office of the National Security Adviser
OSSAP	MDGs Office of the Senior Special Assistant to the President on MDGs
PCC	Public Complaints Commission
PDTF	Petroleum Technology Development Fund
PENCOM	National Pensions Commission
PLWHAs	People Living with HIV and AIDS
PMT	Programme Management Team
RC	Resident Coordinator
RMNCH	Reproductive, Maternal, Newborn and Child Health
RKK	Rogaland Kurs & Kompetansesenter
RMNCH	Reproductive, Maternal, Newborn and Child Health
RWSA	Rural Water Sanitation Agencies
SAME	State Agencies for Mass Education
SCBR	Songhai Center Benin Republic
SCUK	Save the Children UK
SCUML	Special Control Unit Against Money Laundering
SE4All	Sustainable Energy for All
SEEDS	State Economic Empowerment and Development Strategy
SEMA	State Emergency Management Authority
SF	Strategic Fund
SG	State Governments
SGJ	Sonke Gender Justice
SIGI	Social Institutions and Gender Index
SME	State Ministry of Education
SMEDAN	Small and Medium Enterprises Development Agency of Nigeria
SON	Standard Organization of Nigeria
SMWR	State Ministry of Water Resources
SPC	State Planning Commission
SPR	Strategic Prioritization Retreat
SUBEB	State Universal Basic Education Board
SURE-P	Subsidy Reinvestment and Empowerment Programme
SWF	Sovereign Wealth Fund
TB	Tuberculosis
TBD	To Be Determined
TRCN	Teachers' Registration Council of Nigeria
TUC	Trade Union Congress
TUGAR	Technical Unit on Governance and Anti-Corruption Reforms
UAP	UNDAF Action Plan
UBEC	Universal Basic Education Commission
UI	University of Ibadan
UN Women	United Nations Entity for Gender Equality and the Empowerment of Women
UN	United Nations
UNAIDS	Joint United Nations Programme on HIV & AIDS

UNCT	United Nations Country Team
UNDAF	United Nations Development Assistance Framework
UNDG	United Nations Development Group
UNDOCO	United Nations Development Operations Coordination Office
UNDP	United Nations Development Programme
UNEP	United Nations Environment Programme
UNESCO	United Nations Educational, Scientific and Cultural O
UNFCCC	United Nations Framework Convention on Climate Change
UNFPA	United Nations Population Fund
UNHCR	United Nations High Commissioner for Refugees
UNICEF	United Nations Children's Fund
UNICRI	United Nations Interregional Crime and Justice Research Institute
UNIDO	United Nations Industrial Development Organization
UniLag	University of Lagos
UNITAR	United Nations Institute for Training and Research
UNOCHA	United Nations Office for the Coordination of Humanitarian Affairs
UNODC	United Nations Office on Drugs and Crime
UNOPS	United Nations Office for Project Services
UNRC	United Nations Resident Coordinator
UNRCO	United Nations Resident Coordinators Office
UNSSC	United Nations System Staff College
UPC	Ushafa Poetry Centre
UPR	Universal Periodical Report
US\$	United States Dollar
USAID	United States Agency for International Development
WARDC	Women Advocates Research and Documentation Centre
WASH	Water, Sanitation and Hygiene
WB	World Bank
WFP	World Food Programme
WHO	World Health Organization
WMO	World Meteorological Organization
WRAPA	Women's Rights Advancement and Protection Alternative

UNDAF Preamble and Joint Statement of Commitment

This United Nations Development Assistance Framework (UNDAF) document, which covers 2014-2017, is the third in the series of Common Country Programme Documents produced by the United Nations System in Nigeria. The document differs essentially from the previous ones because of its application of the Delivering as One (DaO) approach, as well as its effective collaboration with the Nigerian Government and key stakeholders through an elaborate consultative process which upholds the principles of the Paris Declaration on Aid Effectiveness. The Federal Republic of Nigeria and the United Nations System are, therefore, committed to working together in partnership under the Delivering as One modality to implement UNDAF III. This collaborative effort will contribute essentially to the achievement of the development goals and aspirations of Nigeria and strongly support the achievement of its developmental commitments to its people and the international community. We will act together in cognizance of this opportunity and responsibility.

On behalf of the Government of Nigeria



Dr. Shamsuddeen Usman
Honourable Minister of National Planning &
Deputy Chairman of the National Planning
Commission, Nigeria

On behalf of the UN System in Nigeria



Mr. Daouda Toure
UN Resident Coordinator & UNDP Resident
Representative, Nigeria

Abuja, July 30th, 2013

United Nations Country Team Signatories

We, the United Nations Country Team in Nigeria, while representing each of our organization's mandates, competencies and decision-making processes, pledge our commitment to UNDAF III as a means of fostering cooperation, coordination and enhancement of UN coherence in the spirit of Delivering as One to improve performance towards achieving measurable results and impact of our collective response to the development needs of Nigeria.


Ms. Louise Setshwaelo
FAO Representative


Ms. Sina Chuma-Mkandawire
ILO Director


Ms. Atsuko Toda
IFAD Country Programme Manager


Mr. Martin Ocaga
IOM Chief of Mission


Ms. Ade Mammonyane Lekoetje
UNDP Country Director


Ms. Jean Gough
UNICEF Representative


Ms. Victoria Akyeampong
UNFPA Representative


Ms. Grace Ongile
UN Women Representative


Ms. Hassana Alidou
UNESCO (OIC)


Mr. Patrick Kormawa
UNIDO Representative


Ms. Mariam Sissoko
UNODC Representative


Ms. Angele Dikongue-Atangana
UNHCR Representative


Dr. Bilali Camara
UNAIDS Country Coordinator


Mr. Wirba Alidu
Head UNOPS


Mr. Kabir Yari
UN-HABITAT Programme Manager


Dr. Rui Lima Vaz
WHO Representative


Mr. Lawrence Boms
Head, UNITAR


Mr. Ishiaku Muhammed
WMO OIC


UN Resident Coordinator on behalf of:
Non-Resident Agencies-UNOCHA, WFP, ITC, UNEP & IAEA

NIGERIA-UNDAF III
2 0 1 4 - 2 0 1 7

United Nations Development Assistance Framework

Section 1: Introduction

Country Context

The population of the Federal Republic of Nigeria has maintained a predictable growth pattern which puts the country among the top 10 with the most remarkable exponential growth in the world. According to the National Population Commission (NPC), the nation's population clocked 171 million in 2012. This comprises largely of a young population base aged 0 - 15 years (45 per cent) and 15 to 34 years (30 per cent). With an annual growth rate of 3.2 per cent, the population is expected to double by 2035.

The country operates a three-tier democratic federal system made up of (i) a central government based in Abuja; (ii) 36 states and a Federal Capital Territory (FCT), in Abuja; and (iii) 774 local government areas, which operate at the grassroots level. All three tiers of government are independent authorities in terms of governance and resource mobilization in their areas of jurisdiction. The states governors, state parliamentarians and local government chairmen are elected officials.

Nigeria is the third largest economy in Africa, ranking after South Africa and Egypt. It is an economy with high economic potential due to its large domestic market size as well as its human and natural resources. In addition to its oil reserves, the country has large deposits of solid minerals, including bitumen, topaz, lignite, coal, tin, columbite, iron ore, gypsum, barite and talc. Despite these resources, the country remains a monocultural economy in which agriculture remains its mainstay, contributing about 40 per cent to the Gross Domestic Product (GDP) and over 60 per cent to employment. Other critical sector contributors to GDP are wholesale and retail trade (19 per cent); and oil and natural gas (15 per cent). Oil and gas revenues account for over 90 per cent of export earnings and 80 per cent of total government revenue. Manufacturing remains poorly developed, contributing less than 5 per cent to GDP in 2011. The country's economic outlook is promising with a steady growth of 7-8 per cent as illustrated in Table I.

Table I. Projected Real Growth and Inflation Rates (2010-2015)

Year	2010	2011	2012	2013	2014	2015
GDP Growth	7.98	7.36	6.5	8.04	7.43	7.25
Inflation	13.50	11.0	13.57	12.21	12.04	11.91

Source: NBS, *Review of the Nigerian Economy in 2011 & Economic Outlook for 2012-2015*

¹ National Population Commission

² National Bureau of Statistics (NBS) Review of the Nigerian Economy 2011

This outlook brightened further in November 2005, when Nigeria secured Paris Club approval for a significant debt-relief of US\$18 billion combined with a debt buy-back of US\$12 billion – representing a total package worth US\$30 billion of Nigeria's total external debt of US\$37 billion.¹ The Debt Relief agreement requires Nigeria to be subject to stringent International Monetary Fund (IMF) reviews, for which a Debt Relief Gain Fund was established to provide additional domestic funding to address development challenges, particularly the achievement of the Millennium Development Goals (MDGs).

Ongoing economic and financial reforms include the banking sector reforms, deregulation of the oil sector and phasing out oil subsidy payments, amongst others. Specifically, subsidy savings from the 2012 budget alone were expected to generate about N1.4 trillion (US\$9.3 billion). Part of this is being channelled towards improving social service delivery for vulnerable groups through the Subsidy Reinvestment and Empowerment Programme (SURE-P). A Sovereign Wealth Fund (SWF) has also been established with an initial capital of US\$1 billion from oil sales while revenue in excess of the benchmark price for oil will be deposited in the SWF² to sustain future development.

The ongoing efforts to build a democratic society and sustain economic growth notwithstanding, the dimension of crises and conflicts in the country is changing with rising political, religious and inter-communal violence affecting large numbers of civilian populations.³ These occurrences mask deeper underlying issues of constrained political engagement and participation, marginalization of different segments of the population, ineffective justice sector, as well as inequitable distribution of resources, among other things. The threat to human security in the country highlights the need for social and economic justice, even-handed redistribution of national wealth, job creation in the public and private sectors, rebuilding the foundations of education, creating strong institutions, environmental protection, democratization, disarmament, the rule of law, respect for human rights and a pragmatic agenda of social inclusion. Insecurity in its various forms, therefore, poses significant challenges to the well-being of citizens and undermines the ability of office holders to deliver the dividends of democracy.

The impacts and consequences of climate change in the country have become a source of additional concern considering gaps in national strategies and policies to guide national preparedness and responses. Technical and institutional capacities to manage or mitigate the adverse effects of climate change remain weak.

It is widely believed in development circles that Nigeria has fallen behind its potential to improve significantly on its human development indices (HDIs). Despite its enormous income as the seventh leading oil-producing country in the world, its HDI of 0.459 ranks it 156th out of 187 countries⁴ while its Gini Coefficient has kept increasing – it actually increased from 0.4296 in 2004 to 0.4470 in 2010.⁵ Similarly, the rate of urbanization is high (about 3.8 per cent) with more than 50 per cent of the total population currently living in urban areas with significant implications for socio-economic policy and planning. Nigeria is also reported as not being on track to meeting most of the MDGs by 2015 as reflected in Annex IV. Across the MDGs, the probability of meeting the goals and targets in Nigeria is reported as mostly 'medium'. Within the national aggregate scores and indices are significant disparities in human

¹ Central bank of Nigeria, Annual Reports 2005 & 2006

² African Economic Outlook, 2012

³ 2012 Human Rights Watch Report Nigeria Country Profile.

⁴ 2011 Human Development Report

⁵ Nigeria Common Country Assessment (CCA), UNCT, 2012

development indices and progress towards the MDGs across geographic locations, population groups, as well as gender and wealth quintiles. The absence of an integrated national social protection policy and system further complicate the ability of the country to protect vulnerable groups from risks, vulnerabilities and threats.

Nigeria is a signatory to most crucial international human rights treaties, covenants, and conventions. Some, including the Child Rights Act, have been domesticated; while others, such as CEDAW, are yet to be adopted into the country's constitution and relevant laws. In addition, government is making limited efforts to monitor and report rights protection and fulfilment effectively. This is reflected in the 2011 Gender Inequality Index⁸ ranking which placed Nigeria 210th out of 231 countries.

Nigeria's National Development Framework

To address its development challenges, the Government of Nigeria articulated a Poverty Reduction Strategy called the National Economic Empowerment and Development Strategy (NEEDS-I) along with its State Economic Empowerment and Development Strategy (SEEDS-I) and Local Government Economic Empowerment and Development Strategy (LEEDS-I) for 2004-2007. The aim of the Poverty Reduction Strategy was to meet the basic needs of the Nigerians and reduce poverty on a sustainable basis. The successors NEEDS II and SEEDS II were transformed into more comprehensive National and State Development Plans, respectively, thus serving as medium-term frameworks for 2008-2011. Again, the purpose of this was to provide strategic direction at all levels towards achieving the MDGs by the target date and on a sustainable basis afterwards. The country has also articulated a vision for its long-term development in the Vision 20:2020 which envisages Nigeria becoming one of the world's largest 20 economies by 2020, with a specific GDP target of US\$ 900 billion and a per capita income target of US\$ 4,000 by that year.⁹ The long-term plan is being implemented through a series of medium-term plans, the first being the National Implementation Plan (NIP) 2010-2013, as well as the current administration's Transformation Agenda (2011-2015). All these constitute the core of the country's national development planning and management framework, which is underpinned by the principles of Paris Declaration, Accra Agenda for Action and Busan Declaration on Aid Effectiveness.

⁸ Examines four critical areas of inequality between men and women – economic participation and opportunity; educational attainment; political empowerment; health and survival

⁹ Nigeria's Vision 20: 2020 Economic Transformation Blueprint

UN Response to Nigeria's Development Priorities

The UN reform, which commenced in 1997, has recorded some progress through the Delivering as One (DaO) approach in a number of countries. In line with the current UN Secretary-General's commitment to make reform one of his core priorities, the UN system in Nigeria is seeking conformity under DaO with the four pillars of one programme, one office, one fund, and one leader to improve UN programme coherence, relevance and impact in Nigeria. In line with the programming principles, therefore, cross-cutting themes of promoting sustainable development, gender equality and human rights will be an integral part of UN's interventions in Nigeria. The comparative advantage the UN system has to provide development assistance to the government and people of Nigeria lies in its legitimacy derived from international conventions and declarations, its neutrality in advocating universal human rights principles, its technical expertise and highly skilled workforce and its role as custodian of universal norms and standards. In addition, the UN plays the role of a trusted convener and broker of aid coordination, while harnessing international best practices and experiences for knowledge creation and innovative technology transfer.

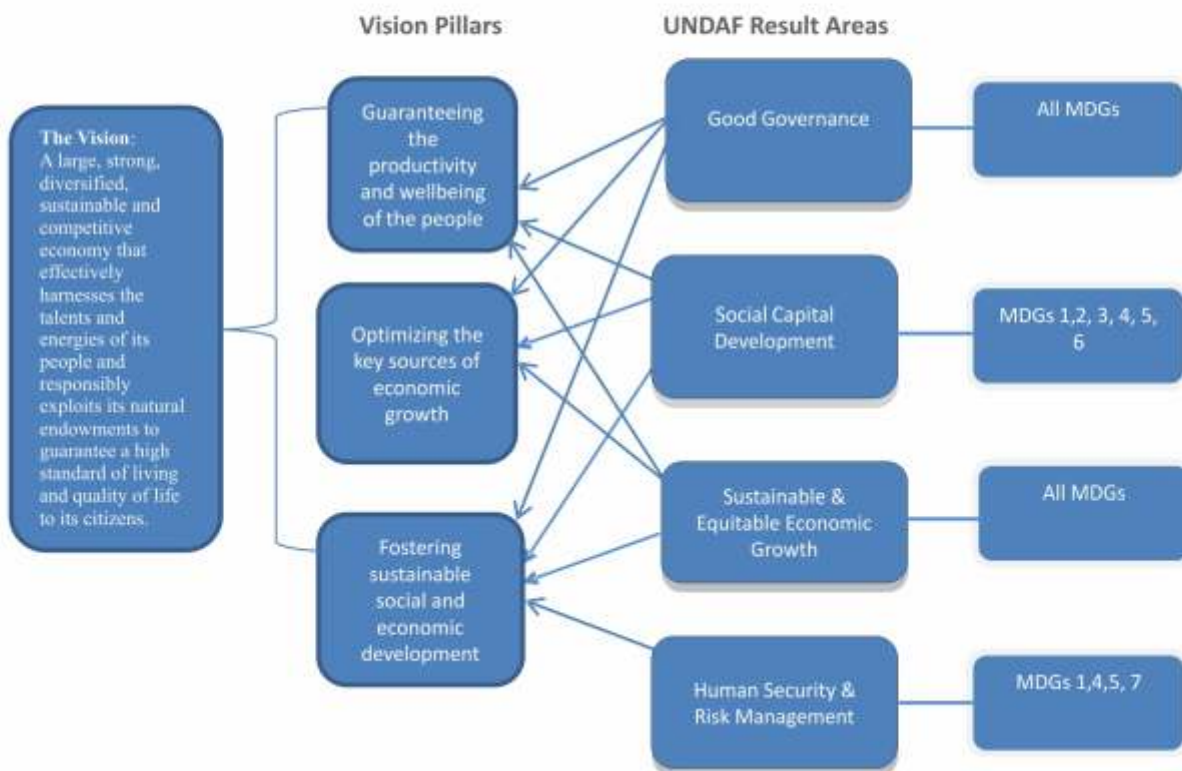
Under Nigeria's United Nations Development Assistance Framework (UNDAF) II for 2009-2013, six states and the FCT programmatically served as DaO pilots to improve UN coherence, relevance and impact in Nigeria. The Mid-term Review report of UNDAF II concluded that the pilots were limited in reach, substance and not fully functional, but should inform a far more ambitious drive of DaO in the next cycle. The UN system, therefore, used the UNDAF III process to develop a distinctive DaO plan for Nigeria, with the UN Country Team agreeing to become a full-fledged 'self-starter' DaO Country by January 2014. By so doing, the UN system in Nigeria will leverage its comparative advantages to achieve clear programmatic impact in the country, optimize resource utilization, and enhance its position as a neutral convener and broker of equitable development while supporting improved aid coordination in the country.

Using the UN programming principles of human-rights-based approach, environmental sustainability, gender equality, capacity development and results-based management, the UNDAF III is aligned with the planning cycle of the second National Implementation Plan of Nigeria's Vision 20:2020 (NV 20: 2020). The identified development assistance strategies in UNDAF III (2014-2017) will, therefore, respond to strategic national priorities as highlighted through the simplified 2012 UN Common Country Assessment (CCA). The CCA highlighted key challenges and critical sustainable development issues in governance; accountability, growth, productivity and employment; social inclusion and empowerment; quality and equitable social service delivery (health, education, water, sanitation, hygiene, nutrition, food security); human security, risks of conflict and natural disasters; as well as environment, climate change and disaster risk reduction. To respond to these, the UN system in Nigeria, through UNDAF III, has identified specific areas of engagement, namely, institutional and human capacity development, evidence-based design and implementation of policies and strategies, innovative service delivery approaches and use of appropriate technologies. All these will be pursued while fostering broad and in-depth multi-sectoral partnership and coordination. In addition, the UN system will encourage national efforts to involve the private sector and the civil society in pursuit of sustainable development goals, as well as in the protection of the rights of the population and the promotion of equitable opportunities for the most vulnerable groups. This will hasten the development of an empowered society with the capacity to make informed decisions and choices. The UN will also conduct independent impact evaluations, analytical studies and appraisals to produce

evidence and new knowledge, identify high-risk population groups for priority action, and assist public and private institutions to strengthen routine monitoring and evaluation systems.

Guided by the CCA, as well as extensive, internal and external participatory consultations, the UN has identified a limited number of strategic result areas where it can have the greatest impact in supporting national development priorities based on its comparative advantage. Through these, the UN will focus on upstream policy and strategic national development assistance, as well as skills and capacity development. At the same time, it will create downstream capacities through modelling and piloting of evidence-based interventions informed, among other things, by south-south learning. The four focal areas, namely, good governance, social capital development, sustainable and equitable economic growth, and human security and risk management, serve as the broad strategic results areas for UNDAF III. The figure 1 depicts the alignment of UN support to Nigeria's priorities.

Figure 1: UNDAF Pillars aligned with Nigeria's Vision 20:2020 pillars and linked to the MDGs



Section 2: UNDAF Results Framework

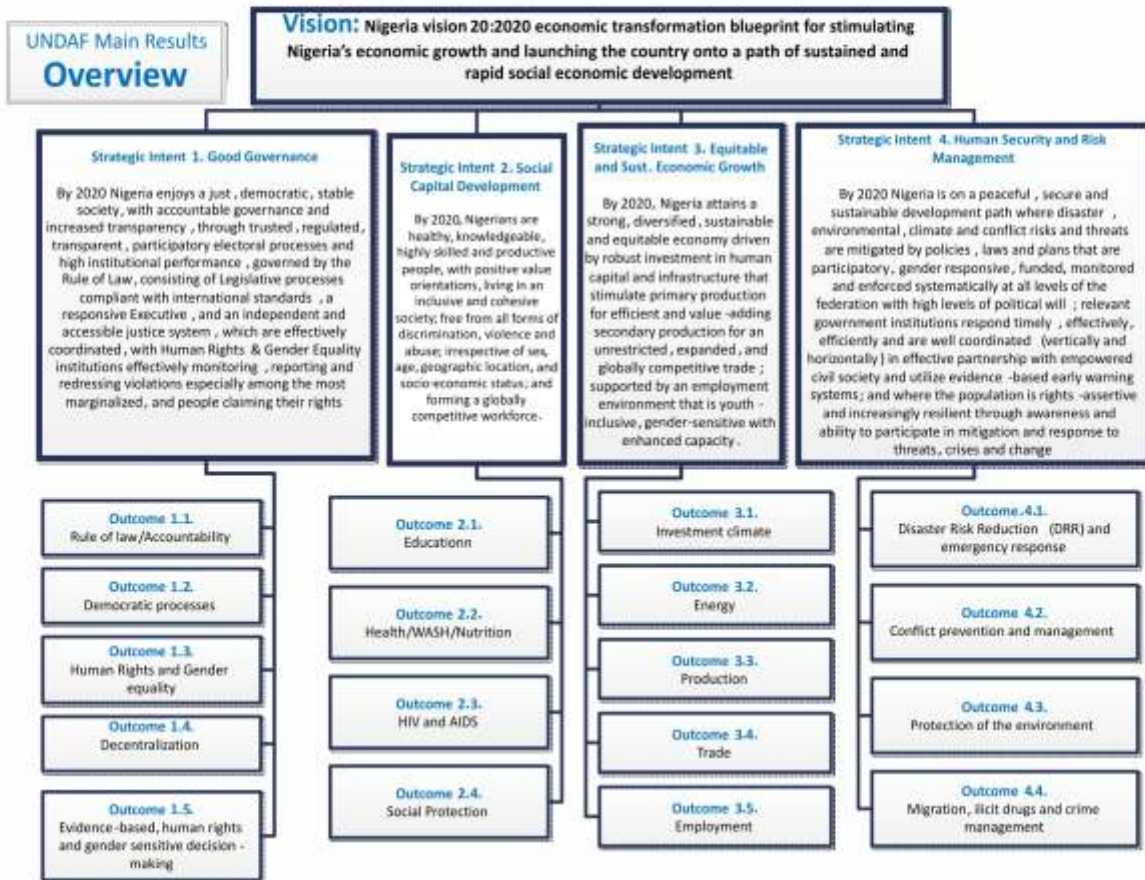
The Process

The UNDAF III was prepared in compliance with the updated 2010 UNDG guidelines for developing UNDAFs in alignment with national development cycles. The process of identifying, analysing, selecting and finalizing the results framework was extensive, comprehensive, interactive and inclusive. It involved the National Planning Commission (NPC), which served as lead convener, and other key government Ministries, Departments and Agencies (MDAs), some pilot DaO States, development partners and the civil society. The UNCT also worked through the Programme Management Team and the Resident Coordinator's Office to manage the implementation of the UNDAF III development roadmap, which included the conduct of a simplified Common Country Assessment, capacity building activities, strategic prioritization workshop, results formulation, as well as monitoring and evaluation framework development.

The learning events targeted the UNCT, the UN programme staff and key officials from government MDAs and focused on Human Rights Based Approach to Programming, Results Based Management and UN coherence. Through the transformational approach to programming based on the Subject-Dimension-Qualifier techniques, and shaped by the five UNDG programming principles, the UN and its partners developed broad-based results framework for UNDAF III. The Nigerian UNDAF III process also received technical support from the regional UNDG Peer Support Group/Quality Support Advice in Dakar. A further series of consultative engagements with key MDAs, NPC and donors were organized to validate the UNDAF III results and to ensure donor/partners collaboration. The detailed UNDAF formulation process is reflected in Annex III.

The UNDAF III is a strategic document with higher level results. Considering the evolving DaO modalities in the country, the UN system will initiate an UNDAF Action Plan (UAP), as well as a corresponding operational and management system to facilitate its implementation. The UNDAF III results matrix and Action Plan provide the comprehensive results chain of the UN system's development framework in Nigeria. The UAP will replace individual UN agencies' Country Programme Action Plans (CPAP) to further improve UN coherence in Nigeria. With four Result Areas, 18 Outcomes and 52 Outputs, the Results Framework overview presented in Figure 2 constitutes the contribution of UNDAF III to national priorities for 2014-2017. Annex I provides details of the outcomes and outputs in the result matrix.

Figure 2: UNDAF III Results Framework Overview



UNDAF III Result Area 1: Good Governance

The first result area aims at contributing towards transforming Nigeria to a just, democratic, stable society, with accountable governance and increased integrity. The transformation is to be achieved through trusted and transparent electoral processes, strict application of the rule of law, a legislative process that is compliant with international standards, a responsive Executive, and an independent and accessible justice system. Finally, the process should make room for human rights and gender equality institutions to effectively monitor, report and redress violations, and help people to assert their rights. The UN system in Nigeria will also support decentralization processes and evidence-based decision making in order to achieve this objective.



The UNDAF III result area will support national entities to address the underlying causes of corruption through research, capacity building and improved coordination among anti-corruption institutions. It will also help the civil society to achieve value reorientation of the larger society, consolidation of the democratic process by ensuring credible electoral process, and strengthening of institutions of state to guarantee a healthy and competitive business environment. Moreover, it will strengthen the rule of law, enhance justice delivery and the work of the judiciary, equip and build the capacity of law enforcement agencies and institutions, strengthen decentralization and evidence-based planning, as well as promote the progressive realization of fundamental human rights, inclusiveness and gender equality. Progress in all these areas is key to achieving the UNDAF III commitments in other results areas. Governance deficits, weak accountability mechanisms and justice systems, in addition to slow progress toward attaining fundamental human rights, have continued to affect Nigeria's ability to address its major development challenges, including achievement of the MDGs. In the same vein, Nigeria's corruption perception has remained intractable. Its position on the Mo Ibrahim Governance Index¹⁰ in 2011 – 41st among Africa's 53 countries, 13th in West Africa and 143rd out of 183 countries – represents a worrying trend.¹¹

The limited capacity of Nigeria's justice institutions to give timely, efficient, fair and transparent judgements that are responsive to and meet the needs of all segments of the population, including women, children, and other vulnerable members of society in adherence to the Rule of Law has sabotaged government's efforts at public accountability, economic development, poverty reduction and increased public trust of its institutions. Furthermore, coordination among key justice institutions and different anti-corruption agencies is weak, resulting in inefficiency, duplication of resources and efforts, and inability to effectively fight corruption and organized crime and to ensure fair justice delivery. Although existing legal frameworks indicate the various mandates of anti-corruption and justice agencies, further evidence-based research, review and reform to address visible weaknesses and gaps are required.

Despite the relative success of previous democratic processes, including recent elections in the country, national and international observer reports and assessments have identified some critical flaws that could still threaten the democratic process. These include existence of a weak constitutional and legal framework, constrained participation of women and various segments of society, endemic procedural irregularities and logistical challenges. Nigeria should address these challenges as a matter of top priority as it approaches the 2015 general elections.

Similarly, as the nation continues to strengthen its Human Rights mechanisms to meet national aspirations and international obligations, it is on record that it has not ratified or domesticated some conventions and treaties. Also, implementation challenges remain even though ongoing efforts are being made to implement selected conventions and treaties such as the Childs Rights Act. Monitoring human rights violations and reporting also remain as challenges. Nigeria received 32 recommendations after the last Universal Periodical Report (UPR) submitted in 2009, with ongoing follow up actions. Despite efforts to ensure Gender Equality, it currently ranks 79th out of 86 countries in the 2012 Social Institutions and Gender Index (SIGI) compared to its 2009 position – 86th out of 102 countries. Nigeria also ranks 120th

¹⁰ Transparency International (<http://cpi.transparency.org/cpi2011/results>)

¹¹ www.moibrahimfoundation.org/en/section/the-ibrahim-index

out of 135 countries in the 2011 Global Gender Gap Index with a score of 0.6011.¹² These indices show significant gender disparities that continue to exist in social, economic and political dimensions.

The need to reform local governance structures within a decentralization process is a key issue in entrenching ownership and sustainability of the national development process. If well managed, it will help achieve social integration and inclusion. The ongoing constitutional amendment in Nigeria is identified as a means to addressing gaps and fragmentation of constituent units of the federation as they relate to revenue allocation and management, autonomy and devolution of powers to states and LGAs.¹³

To achieve its national goals and priorities, the Government of Nigeria is strengthening its evidence based decision-making systems through the National and State Planning Commissions and other MDAs, particularly in the areas of planning, monitoring, data management, statistics and evaluation. Lack of data for use in development planning is a serious challenge. It results from weak institutional and technical capacities to collect, collate, analyse, disseminate and use data for evidence-based decision making, programming, coordination and responsive budgeting. Addressing these challenges would be mutually reinforcing for all UNDAF III results.

The UN system will collaborate with relevant judicial, human rights and electoral institutions, anti-corruption agencies, law enforcement entities, the judiciary, coordination and statistical institutions in the implementation of UNDAF III strategies. Partnerships with civil society to enhance their role as watchdogs for sustainable development will be key to achieving the UNDAF III results.

UNDAF III Result Area 2: Social Capital Development



The UNDAF III result area on social capital development will help Nigeria to become a nation with strong, knowledgeable, highly skilled and healthy people, with positive value orientations, living in an inclusive and cohesive society that is free from all forms of discrimination, violence and abuse; irrespective of age, sex, geographical location and socio-economic status; and

forming a globally competitive workforce. The social capital development result area responds to a combination of the human capital development and social cohesion aspirations expressed in national

¹² <http://genderindex.org/country/nigeria>, OECD, 2012

¹³ Nigeria Common Country Assessment (CCA), UNCT, 2012

development frameworks. It addresses institutions, relationships and norms that affect the quality and quantity of a society's social interactions. An increasing body of evidence indicates that social capital is a potential contributor to poverty reduction and sustainable development while holding the fabric of the society together. Specifically, the UNDAF III result will contribute to strengthening equitable formal and non-formal education systems. It will also help the delivery of high-impact, cost-effective interventions for reproductive, maternal, newborn, child and adolescent health (RMNCH), improved water, sanitation, hygiene practices and nutrition. In addition, the national HIV and AIDS response and emerging strategies to protect risks and vulnerabilities of populations will be supported.

The Nigerian government identifies education as the foundation for social and economic development. All children are expected to have unrestricted access to education through the implementation of the Universal Basic Education programme and comprehensive education reform. However, the education sector is still characterized by a variety of challenges in the areas of management, equitable access and quality. All these form the target of the Education Strategic Plan (2011-2015). The 2010 Nigeria Annual School Census (ASC) shows an enrolment figure of 2,693,323 in the Early Child Development (ECD) phase, (50.7 per cent males and 49.3 per cent females); 20,663,805 in primary school (53.4 per cent males and 46.6 per cent females) with 87.3 per cent gender equality. Although these enrolment figures are encouraging overall, they are characterized by high geographical differences, with high enrolment rates for males in the north as against low rates for females while a near parity is recorded in the South



School Session in a Nigerian Class Room

To achieve national health goals and targets, inclusive of the MDGs, it is recognized that key foundational strategies of nutrition, clean water, good sanitation and hygiene practices need to be put in place. At the same time, consideration should be given to the linkages with socio-economic determinants of formal or informal education, gender, income levels and physical access. Nigeria accounts for 10 per cent of global maternal mortality burden, and together with 5 other countries bears 50 per cent of the global child mortality burden.¹⁴ This indicates an urgent need to



WASH Initiative

address the preventable causes of maternal, newborn and child deaths, as well as communicable and non-communicable diseases. Poverty analysis indicates differentials across the geopolitical zones in the country, with attendant linkages to health indicators. Children and infants from the lowest wealth quintile are about three times more likely to die from childhood diseases and illnesses than their counterparts in the

¹⁴ National Strategic Health Development Plan (2010 – 2015), FMOH, Nigeria

highest wealth quintile; while women in the highest wealth quintile are reported to have an average of four children with lower maternal deaths, compared with their counterparts in the lowest wealth quintile, who have an average of seven children and record high maternal deaths. Youth and adolescent health challenges equally persist in the country. Addressing weak systems, capacities and inadequate investment require intensified implementation of national strategic plans and policies. These include the National Strategic Health Development Plan (NSHDP) 2010-2015, National Water Supply and Sanitation Policy 2000, Environmental Sanitation Policy 2005, and National Food and Nutrition Policy 2001. In addition, efforts would be made to support innovative approaches of government to improve health outcomes through the recently launched Saving One Million Lives programme, which is linked to the UN Secretary General's Global Strategy for Women and Children.

The achievement of MDG 6 by 2015 is reliant on an integrated approach to the national HIV and AIDS response as the epidemic remains a key challenge in Nigeria given its impact on life expectancy and quality of life. Nigeria has the second largest HIV epidemic in the world after South Africa, with a median prevalence of 4.1 per cent among pregnant women. About 3.1 million people are estimated to be living with HIV with the majority being female and young people aged 15-24 years. The country also accounts for 30 per cent of the global burden of Mother-to-Child Transmission of HIV (MTCT) with an MTCT transmission rate of about 30 per cent with comprehensive knowledge on HIV and AIDS being particularly low (23.4 per cent for females and 35.6 per cent for males). Government has clearly identified strategies to resolve current challenges in the National HIV Strategic Plan (2010-2015), the National Scale-up Plan towards Elimination of MTCT (2010-2015) and the National Prevention HIV Plan (2010-2012).

Recognizing zonal and state disparities, the fulfilment of Nigeria's commitment to the African Social Protection Floor initiative would facilitate the achievement of MDGs and human development goals set out in Vision 20:2020. Social protection has been identified as one of the key pillars in the country's human and social development. It provides individuals and communities with the capacity and means to manage risks and vulnerabilities. Despite its economic growth and relative wealth, more than half of the Nigerian population lives below the poverty line, and the majority of these are women. Therefore, the country needs a fiscally sustainable social protection policy and system that promotes equity as well as prevents and reduces economic and social vulnerabilities to poverty and deprivation.

Under the UN development assistance to Nigeria, support will be provided for the transformation of the formal and non-formal education system in the specific areas of management, equitable access and quality delivery. Reforms and innovative approaches will be supported to facilitate the delivery of high-impact, cost-effective and multi-sectoral interventions in the provision of water, sanitation, hygiene and nutrition; reproductive, maternal, newborn, child and adolescent health; as well as the control of communicable and non-communicable diseases. Prevention of new HIV infections, as well as treatment and care of affected populations through combination interventions, would also be supported. Across the UNDAF III result areas, social protection and social communication will be supported to influence individual and social behaviour change, resulting in increased and positive social interactions that contribute to sustainable development.

¹⁰ National Bureau of Statistics, 2011

UNDAF III Result Area 3: Sustainable and Equitable Economic Growth

The contribution of the UN system in the third result area centres on strengthening national capacities for Nigeria to attain a strong, diversified, sustainable and equitable economy that is characterized by a dramatic increase in domestic and foreign investment and a stimulated primary and efficient value-adding secondary production with unrestricted, expanded and globally competitive trade and increase in employment opportunities, especially for youths and women. The focus on sustainable and equitable



economic growth is informed by a body of evidence that Nigeria's growth is based on a less efficient primary production with its concomitant negative effects on trade balances and over-reliance on the oil sector. Despite its recent high economic growth rate, poverty incidence has risen to about 69 per cent while the unemployment rate (particularly amongst women and youth) remains high at 23.9 per cent indicative of a phenomena commonly referred to as Jobless growth.

The Nigerian Government is committed to promoting an open, efficient, effective and globally competitive business environment that is capable of facilitating the growth of businesses and investments. However, weak policy environment and socio-economic infrastructure base, especially power, remain some of the key challenges.

The UN system will support the attainment of a favourable investment climate that would promote equitable pro-employment economic growth through divestment from heavy dependence on oil, transformation of agriculture and other primary sectors with a focus on increased productivity, value addition and export of processed products.

The UN will collaborate with government to strengthen the capacities of relevant institutions and support efforts to address the problem of sub-optimal energy supply through the diversification of renewable energy sources for equitable and affordable access in line with the recently launched government policy on Sustainable Energy for All (SE4All). This UNDAF III result will also support Nigeria's effort to diversify and increase efficiency of the productive base of its economy from primary production in the areas of agriculture and food security, manufacturing, small and medium enterprises development, trade and commerce.

Support would be provided to stimulate domestic and foreign trade in value added goods and services and strong linkages among key sectors of the economy to promote inclusive growth and address unemployment especially among women and youth.

UNDAF III Result Area 4: Human Security and Risk Management

Human Security, mobility, environmental degradation, unplanned cities, impact of climate change, among others, are challenges that pose significant threats to Nigeria's development aspirations. The Human Security and Risk Management result area supports the vision of the Government of Nigeria to achieve a peaceful, secure and sustainable development path where disaster, environmental, climate and conflict risks



and threats are mitigated by policies, laws, plans and programmes that are participatory, gender-responsive, funded, equity-focused, monitored and enforced systematically at all levels of the federation with high levels of political will. The UN development assistance will be deployed towards strengthening resilience of individuals and communities through support to government, community based organizations, civil society organizations as well as other implementation partners in the result areas.

Reports and assessments indicate vulnerabilities to human-induced and natural disasters in the country, with weak coordination of relevant agencies with mandates on prevention, timely response and management (especially mitigation and adaptation), of extreme human-induced and natural disasters, resulting in undesirable human and development consequences. The 2012 Joint Agency Post-Flood Disaster Needs Assessment and its findings re-emphasized the need for programme intervention in this result area. Specific focus will be placed on effective early warning and response to emerging signs of natural disasters, disaster risk reduction as well as building coping capacities related to vulnerability to natural disasters.

In addressing the occurrence and effects of conflicts and violence emerging from perceived inequitable access to economic opportunities and disputes over land and natural resources, the UN System will focus on the development of a robust national peace architecture to help prevent or mitigate against potential violence. It will also strengthen preparedness and coordination, as well as provide early warning and early action systems, inclusive of mediation and conflict management/resolution for recurring conflicts over land and natural resources. Furthermore, it will build credible platforms for political dialogue and peace-building initiatives at national and state levels and especially in identified conflict zones. This should go a long way in effectively neutralizing the drivers of conflict.

Environmental vulnerability to the negative effects of economic activities, unsustainable urbanization in specific cities and climate change persist. UNDAF III will, therefore, focus specifically on strengthening institutions, the private sector and communities to use their natural resources efficiently. It will also encourage them to develop the capacity to engage in climate change negotiations and take action towards environmental sustainability, promote the creation of green jobs and a sustainable green economy. In addition, sustainable urban management will be supported to enable Nigerian cities fulfil their potentials as engines of economic growth and centres of innovation for the national economy.

The EC-UN Joint Migration and Development Initiative (JMDI) report indicates ineffective and irregular migration management for social and economic benefits in Nigeria. Episodes of organized transnational crime and drug trafficking are reported in the 2009 Threat Assessment for West Africa,¹⁶ which highlights Nigeria as a leading high-risk country in seven of the eight assessed major crime areas, including drug control laxity, oil bunkering, smuggling of migrants, and trafficking in persons



and illicit goods. Efforts to strengthen human security would be aimed at migration management and redress of human security threats and challenges. These would be achieved by strengthening evidence-based policy formulation, improved legislation and coordination, as well as enhanced law enforcement and interdiction efforts in tackling irregular migration, drug trafficking and organized crime. Additionally, support would be directed at prevention and assistance services.

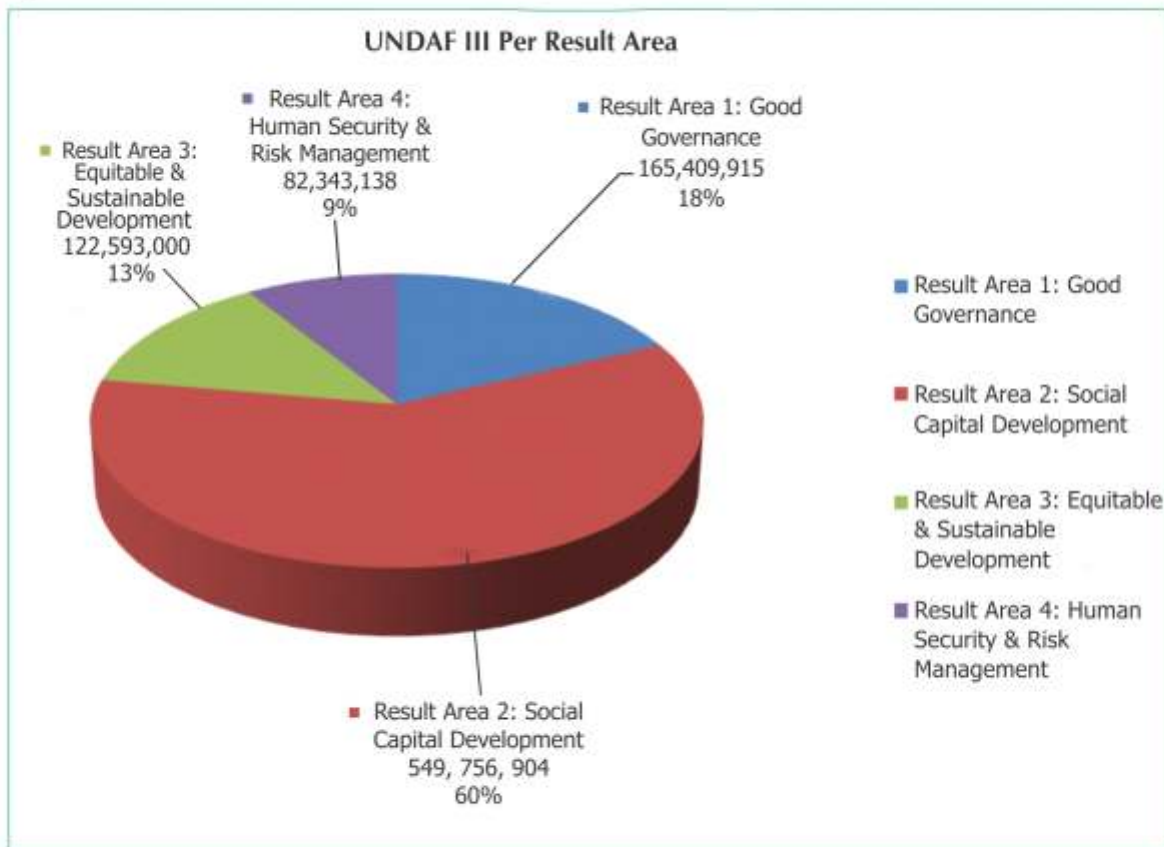
¹⁶ West Africa Assessment for transnational crimes, 2009, UNODC

¹⁷ UN-HABITAT (2008), *The State of African Cities Report*, Earthscan

Section 3: Indicative Resource Commitment

The total indicative resource commitment by participating UN agencies in support of UNDAF III in the next four years is estimated at US\$ 920,102,957. The actual value of the UNDAF including the resource gaps will be determined through the UNDAF Action Plan. Of this total indicative resource, about US\$ 165,409,915 (18 per cent) will be spent on UNDAF III Result Area 1, US\$ 549,756,904 (60 per cent) on UNDAF III Result Area 2, US\$ 122,593,000 (13 per cent) on UNDAF III Result Area 3, and US\$ 82,343,138 (9 per cent) on UNDAF III Result Area 4. The indicative financial resources available to the United Nations system for each expected UNDAF III Result Area is presented in Figure 3.

Figure 3: Indicative Financial Resources for UNDAF III



Contributions to the total estimated financial resources are the financial allocations by each participating United Nations agency, fund and programme, also known as 'regular/core'. Table 2 provides the detailed estimation.

Table 2: Estimated Resources Commitment (US\$)

Agency	Good Governance	Social Capital Development	Equitable & Sustainable Eco. Growth	Human Security & Risk Management	Total Per Agency
FAO	200,000	8,500,000	2,423,000	1,130,990	12,253,990
IFAD	7,000,000	0	69,300,000	0	76,300,000
ILO	1,810,000	2,460,000	8,750,000	3,500,000	16,520,000
UNAIDS	0	1,450,000	0	0	1,450,000
UNDP	8,400,000	1,000,000	8,000,000	7,788,000	25,188,000
UNESCO	52,000	6,210,000	0	338,000	6,600,000
UNFPA	20,000,000	52,000,000	0	3,000,000	75,000,000
UNHABITAT	0	0	0	460,000	460,000
UNHCR	400,000	880,000	400,000	1,120,000	2,800,000
UNICEF	35,500,000	296,616,975	0	2,000,000	334,116,975
UNIDO	0	0	30,600,000	0	30,600,000
UNWOMEN	2,949,980	1,510,000	1,600,000	1,568,000	7,627,980
UNITAR	1,850,000	0	1,200,000	1,200,000	4,250,000
UNODC	78,278,825	1,489,612	0	44,635,807	124,404,244
WHO	8,919,110	177,390,317	0	6,918,333	193,227,760
IOM	0	0	0	8,624,008	8,624,008
UNOPS	50,000	250,000	320,000	60,000	680,000
Total Per Result Area	165,409,915	549,756,904	122,593,000	82,343,138	920,102,957

The One Fund and/or common budgetary framework is acclaimed by many DaO pilot and self-starter countries to be a critical stimulus for UN coherence at country level. The modalities of One Fund/common budgetary framework will be explored and established to reinforce joint UN programmes and assist in meeting the funding gaps for UNDAF III. The RC will lead joint resource mobilization efforts targeting increased domestic resources from the government of Nigeria and in-country donors, foundations and the private sector.

Section 4: Implementation Arrangements

The UNCT, under the leadership of the Resident Coordinator, will be responsible for review and validation of the cooperation between organizations on the UNDAF priority areas to ensure that individual Agencies' Country Programme Documents reflect such objectives as appropriate. It will also ensure effective functioning of the Working Groups and Task Teams. Regular UNCT meetings will establish an ongoing, high level of information exchange and strengthen partnerships, as well as improve coordination and collaboration of the United Nations System as a whole. Effective inter-agency collaboration will be included in all Agency work plans and reviews.

With the successive implementation of UNDAF I and II, the UN System has developed and improved its tools and techniques for delivering UNDAF results. Drawing on past experiences and lessons learnt, the existing thematic groups, task teams, sector and lead agency platforms will be re-organized for UNDAF III. Specifically, Task teams will be formed around the four result areas with UN and Implementing Partners Theme Groups for relevant outcome areas improving linkages with the national and state coordination mechanisms to improve feedback for planning, implementation, monitoring and reporting of outcomes and outputs of UNDAF III. Where applicable, opportunities for Joint Programming and Joint Programmes within Outcome areas will be explored by the Task Teams, Theme Groups and UNCT. The PMT will continue its pivotal role of coordinating UN common programmes for and on behalf of the UNCT during the UNDAF cycle. The UN M&E Working Group under the guidance of RC and UNCT will regularly monitor and evaluate the UNDAF, in collaboration with the NPC M&E Department, to ensure UNDAF's contribution to national development priorities. The UN Communication Group will be responsible for system-wide communication during implementation of the UNDAF. The Operations Management Team (OMT) will lead the business-efficiency model for effective delivery of the UNDAF and lead the planned move from Common Premises to One Office. The OMT, under the guidance of the UNCT, will deepen the excellent UN House experience focusing on measurable efficiency that translates to actual cost-savings for the UN family, partners and government. The OMT will leverage the common premises experience in selected states where the model is programmatically desirable and financially feasible for UNDAF III cycle.

The UNDAF III captures all UN System's expected contributions to Nigeria's national development agenda. During implementation, some results will be achieved through activities at State level, and where more than one UN Agency is providing assistance in a particular State, the Annual Work Plan between the UN and the state will also follow the DaO modality. The UN will also pursue partnerships with the civil society (national and international), private sector, bilateral and multilateral organizations and donor countries in the implementation of the UNDAF.

Section 5: Monitoring and Evaluation

The UNDAF is a living document and provisions for monitoring and review have been made to make it respond pragmatically to changes in Nigeria's economic, political or social situations as well as the global context. The UNCT will establish routine monitoring and evaluation mechanisms using tools that rely on a results-based management approach. A set of indicators has been formulated for all UNDAF III Outcomes and Outputs under each of the four Result Areas as indicated in the Results Matrix Annex I while an Integrated Monitoring and Evaluation Plan is contained in Annex II. The UNDAF III Results Matrix entails four results areas comprising of 18 outcomes and 52 outputs aimed at achieving results that contribute to national development goals.

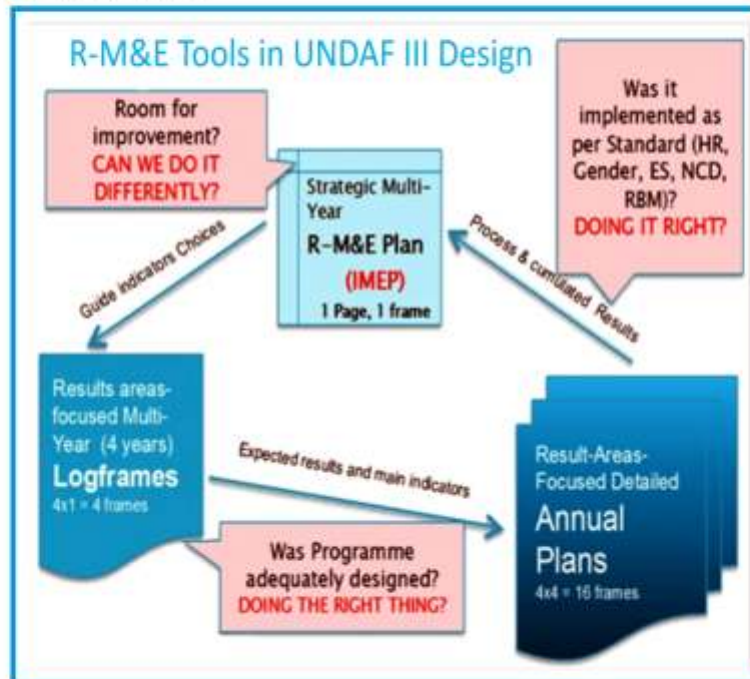
During the UNDAF III cycle, task teams will undertake an annual internal review to assess the progress of implementation and identify opportunities and constraints. These reviews will involve government implementing partners, donors and the civil society where appropriate. In addition, joint field assessments and monitoring will be undertaken and findings incorporated into the Annual Report of the Resident Coordinator.

The UNDAF III marks a significant upstream re-positioning of UN's development assistance to Nigeria, guided by the UN core programming principles which require focus on human rights, gender equality, environmental sustainability, National Capacity Development (NCD) and the application of RBM methods in the design and management of the programme. To ensure full compliance of programme implementation to these principles as well as to those deriving from the Paris Declaration principles on aid effectiveness, the UNCT and government have developed a multi-year Integrated Research, Monitoring and Evaluation Plan (IMEP) to ensure that: (i) intervention models are based on adequate understanding of the context; (ii) performance is timely monitored for learning and corrective purposes; (iii) programme-related decision-making is guided by solid evidence; and (iv) UN's accountability will be measured only at the National Capacity Development level, while data will be collected through coordinated UN support to GoN-led major surveys to provide a basis for assessing the impact of UNDAF III on national partners' performance toward achieving MDGs and other sustainable development goals. Research and data collection activities will, therefore, be driven by the two following evaluations:

- i) A Mid-Term formative evaluation entitled, 'Evaluation of UNDAF III's adherence to aid effectiveness [and UN core] principles and its impact on quality, relevance, effectiveness of Nigeria-UN collaboration'. Designed for learning and corrective purposes, this evaluation will be implemented in mid 2015 to inform the GoN-led Mid-Term Review of UNDAF III (2016). All research, major data collection activities and UN ERP-generated programme process-related data during 2014-2015 will be targeted at this evaluation; and
- ii) An End of Cycle formative and summative evaluation entitled 'Assessment of the impact of UNDAF III in improving Nigeria's institutional, systemic, and human resource capacities in good governance, social capital development, equitable growth and human security (2017)'. Conceived as Ex-Ante evaluation for the future UNDAF IV, this evaluation will assess the effectiveness of UNDAF III, set strategic baselines and prepare lessons for the UNDAF IV. All data collected throughout the programme cycle (2014-2017) will aim at informing this evaluation.

The design of UNDAF III knowledge building and data collection strategies are depicted in Figure 4 and Annex II.

Figure 4: IMEP Tool for UNDAF III



To achieve the M&E objectives of UNDAF III, the UNCT will ensure that the different agencies' ERPs are used adequately for the systematic recording of programme design information, related programme implementation input (technical and financial), activities and process-level performance data, including key conclusions of PMT meetings and joint field trips observations. Data generated through the implementation of IMEP will be enriched by relevant data collected through separate or joint M&E activities of UN agencies outside the IMEP.

The M&E framework takes into account the existing capacities and mechanisms at national and agency levels. Through the implementation of the outcome related to evidence-based public decision capacity (good governance result area), the UNCT will explicitly intervene to strengthen national capacities in data collection, management, analysis and dissemination and to promote research and evaluation culture at national and sub-national levels. Special preference will be given to the promotion of the use of ICT for data generation and facilitated accessibility.



ANNEXES
ANNEX I : UNDAF Results Matrix-Nigeria
Result Area 1: Good Governance

Strategic Result : By 2020 Nigeria enjoys a just, democratic, stable society, with accountable governance and increased transparency, through trusted, regulated, participatory electoral processes and high institutional performance, governed by the Rule of Law, consisting of Legislative processes compliant with international standards, an responsive Executive, and an independent and accessible justice system, which are effectively coordinated, with Human Rights & Gender Equality Institutions effectively monitoring, reporting and redressing violations especially among the most marginalized, and people claiming their rights.						
Outcomes	Indicators	Baseline	Target	Means of Verification	Key implementing Partners	Indicative Resources (US\$)
Outcome: Strengthened accountability and respect for the Rule of Law, compliant with international standards and human rights, provide inclusive, age and gender responsive, equitable access to Justice, with strengthened and coordinated institutions ensuring enhanced integrity and reduced corruption through transparency, strengthened preventive and regulatory policies and frameworks and engaged civil society and media, by 2017	Proportion of relevant laws reflecting international principles, standards and norms Proportion States that have adopted relevant laws in compliance with international standards Proportion States who have enacted the Child Rights Law Proportion States who have enacted CEDAW LAW Transparency International Corruption Perception Index (CPI)	14 partial TBD 24 0 27/100 (2012) TBD [2014 report]	14 fully TBD 28 10 50/100 TBD UNODC TBD UNODC	Legal Gazette Audit Legal Gazette Legal Gazette Legal Gazette Transparency International CPI report Survey (2014, 2017) Court registry Court registry	MWASD, MoJ, NP, NHRC, NPopC, USAID, CDC, BC, CPN, NEPHWAN, CIRDDOC, Ebony State Min. Of Justice, Cross State Min of	UNDP UNICEF UNWOMEN
	% population satisfied with the Justice System Aggregate # days for cases to be heard & disposed (disaggregated by age and gender) % of children in contact with the law who are treated in line with international standards on access to justice for children.	# of functional coordination mechanisms in place at Federal and State levels Draft National Strategy to Combat Corruption approved by National Executive Committee	0 No (2012)	5 Yes 100%	Programme Reports, Meeting minutes Gazetted Laws	MWASD, MoJ, NP, NHRC, NPopC, USAID, CDC, BC, CPN, NEPHWAN, CIRDDOC, Ebony State Min. Of Justice, Cross State Min of
Output 1.1.1 Capacity at Federal and State level for coordination, law reforms and service delivery for Justice Sector institutions to provide inclusive, age and gender-responsive, equitable and timely access to Justice,						

^(*)The Administration of Criminal Justice Bill, Prohibition of Violence against Persons Bill, Victims of Crime (Protection) Bill, Witness Protection Bill, Torture Prohibition Bill, Community Service Bill, Police Act (Amendment) Bill, Prison Act (Amendment) Bill, Terrorism (Prevention) (A amendment) Bill, Chartered Institute of Mediation and Conciliation Bill, Legal Practitioners Act (Amendment) Bill, Child Rights Law, Public procurement, fiscal responsibility law.

Outcomes	Indicators	Baseline	Target	Means of	Key Implementing	Indicative Resources (US\$)
and for anti-corruption institutions to prevent and regulate corruption, is strengthened.	# of State justice sector reform plans with child justice component incorporated in line with international standards. # of LGAs with community child protection networks functional and linked to LGA and State child protection system. # of Alternative Dispute Resolution (ADR) institutionalised as a mechanism for conflict and dispute resolution in the workplace	1 5 TBD	13 100 TDB	Justice sector plans CPN Industrial Relations court records	Justice, BPP, CGB, CCT, EFCC, NFIU, ICPC, PCC, SCUMIL, TUGAR /IATT, NJI, NPS, NPC, LAC, LRC, NIALS, NCFR, NIS, BPE, Mol&P, NECA, NLC, TUC	UNOPS UNODC UNHCR ILO 50,000 77,305,761 200,000 50,000
Output 1.1.2: Capacity of CSOs, including their internal governance mechanisms, and for constructive dialogue between Civil society organisations, media, other stakeholders and government are strengthened to enable civil society to monitor the budgetary and judicial processes, anti-corruption institutions, and can play their watchdog role.	# of Civil Society Coalitions which have benefited from capacity assessment/strengthening to monitor budgetary and judiciary processes and anti-corruption institutions # of functional State Justice Sector Reforms Action Plan Implementation Committees with active CSO membership	TBD 2013 1	TBD from the baseline 10	Study for baseline & targets Open budget index UNDP Capacity Development Methodology reports Justice Sector Project Monitoring	MWASD, Mol, NP, NHRC, NPopC, USAID, CDC, BC, CPN, NCWD, UNODC, Mol, NUJ, US Embassy, EU, NLN, MTN, PETRAD, RKK NORWAY, CSO, MolP, NECA, NLC, TUC,	UNDP UNESCO UNODC UNICEF UNWOMEN UNITAR ILO 500,000 20,000 769,949 3,500,000 360,000 700,000 400,000
Outcome 1.2: Nigeria's democracy is deepened through inclusive Electoral processes with independent and transparent regulatory mechanisms, democratic political parties, and active	Proportion of women elected to National Assembly Proportion of women voters at national elections % Population in support of	6.8% TBD (2008) 72% (2008)	10% TBD UNDP	Voter Registrar Voter Registrar		

and equitable citizens participation and women s empowerment holding elected officials to account, by 2017.	democratic processes	TBD (INEC)	90%	Afro-Barometer			
Output 1.2.1: Election management bodies (especially Independent National Electoral Commission) capacity strengthened in strategic planning, policy formulation and administration of elections.	Credibility of 2015 elections based on observer report criteria # INEC and selected SIECs with skilled personnel in strategic planning and policy formulation	TBD 20% (2011)	TBD 85%	Observer reports (2011, 2015) INEC periodic reports and DGD reports	NASS, MWASD, Political Parties, Media, EU, DFID, KOICA, CIDA, INEC, CSO	UNDP UNWOMEN	1,500,000 50,000
Output 1.2.2: Political parties have strengthened platforms and mechanisms (IPAC, INEC, Civil Society) to promote human rights, women s participation, respect for non -violence and democratic processes and their implications for democratic development.	# of major political parties regularly participating in IPAC meeting # of political parties/CSOs consultation meetings held. Existence of special measures or procedures for enforcement of age verification to prevent under -age registration/voting	TBD TBD No	TBD TBD Yes	INEC, media and IPAC reports. Minutes, project reports INEC Reports	NASS, EU, DFID, KOICA, CIDA, INEC, CSO MWASD, Political Parties, Media,	UNDP UNESCO UNWOMEN	800,000 200,000
Output 1.2.3: CSOs, traditional leaders, womens groups and other key stakeholders are able to conduct civic education and advocacy for affirmative action to increase womens participation in politics and the electoral process.	# of workshops for CSOs held focusing on affirmative action. # of participants (to the above workshop) by type of stakeholder: CSO, Traditional Leaders, Women Groups, etc.	2 per stake holder group (2011) 0	4 per stakeholder group annually. TBD	CSO annual reports, teaching & advocacy materials cited	CSOs, Political Parties, Media, NCRC, IMS, EU, DFID, KOICA, CIDA, INEC, CSO	UNWOMEN UNESCO UNDP	170,000 30,000 900,000

Outcomes	Indicators	Baseline	Target	Means of	Key Implementing	indicative Resources (US\$)
<p>Outcome 1.3 : Human Rights of Nigerians and Gender Equality are promoted and protected through reliable and timely monitoring and reporting mechanisms at Federal, State and LGA level, effective gender - responsive and age - appropriate redress measures, in an environment compliant with international standards, by 2017 .</p>	<p># of human rights violations reported in a reliable and timely manner (disaggregated by age, gender, geography)</p> <p>Proportion of reported human rights violations that are redressed (age, gender, geography)</p> <p>% of reported cases of violence against children r. responded to within 48 hours.</p>	TBD	75%	NHRC field offices		
		0	100%	NHRC reports		
		TBD	50% TBC	CPN Reports		
<p>Output 1.3.1 : Institutional and community capacities are strengthened for gender and age-appropriate prevention, protection, reliable and timely monitoring and reporting and redress of human rights violations.</p>	<p># of relevant institutions with skilled personnel in human rights for prevention, protection, monitoring and reporting (M, F)</p> <p># of access points for the public to reporting human rights violations (disaggregated by age, location)</p>	TBD	195 TB D	NHRC report	NHRC, CPN, LAC, FIDA, WRAPA, Media Institutions, MWASD, MoJ, WARDC, CIRDDOC, LRC, UniLag, UI, LSP, NCFR, NEMA, NRCS, AA, NP, FGN,	800,000 3,900,000 599,980 5,000,000 75,785 654,000 200,000 22,000
		TBD	TBD UNODC	NHRC Report		
<p>Output 1.3.2 : Capacity for legislative and regulatory reform at Federal and State level in compliance with international norms and standards and Nigeria s commitments to human</p>	<p># of relevant Federal and State level Legislative bodies with enhanced capacity for legislative and regulatory reform in compliance with international norms and standards</p>	0	38 (Federal and 36 + 1 States)		NASS, MoJ, WRAPA, MWASD, CSOs, MoLP, NECA, NLC, TUC, NASS, MoJ,	350,000 350,000

rights and gender equality is strengthened.									
Output 1.3.3 : Public, civil society, communities and media are empowered to advocate for, report and demand greater state promotion, respect, and protection of human rights and to form social engagement systems and networks to participate in equitable and sustainable social development through utilization of evidence -based social communication tools, channels and mechanisms.	# of CSOs meeting quality standards 18 in reporting to international/regional (AU/ ECOWAS) human rights treaty monitoring mechanisms (i.e. Special Rapporteurs, etc.)	0	40	Programme reports, event minutes Treaty body reports. CSO Re ports	Media, CSOs, MWASD, NLIN, LRCN,	UNWOMEN UNESCO UNODC	150,000 86,383		
	# of civil society coalitions provided with technical support in using social communication tools (eg FIDA)	0	15	CSO Reports					
	# of publication supported under this UNDAF that are made accessible to the public	0	50%	Published reports					
Outcome 1.4 : By 2017, Local Governance is strengthened through increased decentralization and decentralisation of powers and resources and improved coordination between and among the different levels of government for strengthened accountability and effective service delivery, through improved technical and	Proportion of allocated revenue transferred to LGAs in selected communities in targeted states.	20%	25% ¹	Revenue Mobilization & Fiscal Commission reports					
	% of additional revenue received by LGAs which is transferred communities in selected communities.	10	30%	Community records					
	Number of developmental responsibilities ² transferred to LGA.	0	TBD	State Plans					
		25%		Community records					

¹Quality Standards to be defined, consensually between government and partner in UNDAF Action Plan

²Development responsibilities to be specified eg in rel action to State plan etc

Outcomes	Indicators	Baseline	Target	Means of	Key Implementing	Indicative Resources (US\$)
Institutional capacity, and inclusive participation and engagement of citizens, communities, civil society and private sector.	Number of developmental responsibilities transferred to communities.	10%	14	Reports of community participatory M&E		
	Proportion of projects in the Local Governance Agendas that are executed	TBD	50%	Perception survey		
	% local population in the targeted LGAs satisfied with local government performance	20% (NBS 2010)	TBD	National Bureau of Statistics LGA survey		
	% of citizens engaged in the LGA governance issues	TBD	50%			
Output 1.4.1 : Replicable Model of Local Governance in place for evidence-based advocacy to influence decentralization and decentralization of power and resources in an inclusive manner to the local government and communities.	Model in place	0	1	UNDP/LGA Assessment	NDDC, Local & State Government of (Abia, Akwa Ibom, Bayelsa, Delta, Edo, Imo, Ondo, Rivers) FGN, SGs, LGAs, CLGF	900,000 2,333,333
	Output 1.4.2 : Strengthened accountability mechanisms at local and community levels on development priorities for promoting inclusive equitable and	# LGAs Councils per senatorial district provided with technical assistance in providing oversight functions ²⁸	0	2	UNDP/LGA capacity assessment	NPC, NISER, LGAs, MWASD, NDDC, Local & State Government of (Abia, Akwa Ibom, Bayelsa,
# of LDCs in targets states provided with technical support in		0	8	Good Urban		275,000

²⁸Including budgeting, sectoral analysis, and gender responsiveness

gender responsive participatory planning, budgetary processes and monitoring and evaluation.	participatory planning, budgetary processes and monitoring and evaluation				Governance Index	Delta, Edo, Imo, Ondo, Rivers), FGN, SGs, CLGF.		
Output 1.4.3: Improved institutional capacity of local government and urban governance to coordinate, plan, generate resources, implement and monitor, for equitable delivery of services.	<p>% selected LGAs that have LGA plans developed and easily accessible</p> <p>Proportion of total LGA budget funded by Internally Generated Resources by selected LGAs</p> <p># of targeted States with established mechanisms for urban governance</p>	55.6%	80%		LGA Plans	NPC, NISER, LGAs, MWASD, NDDC, Local & State Government of (Abia, Akwa Ibom, Bayelsa, Delta, Edo, Imo, Ondo, Rivers), MDPZ, FGN, SGs, CLGF.	UNDP UNICEF IFAD UNITAR UNAIDS UNHABITAT	600,000 3,600,000 2,333,333 700,000
Outcome 1.5 public decision-making for equitable, gender-responsive and evidence-based planning, budgeting, implementation, monitoring and evaluation are effectively coordinated and driven by quality, timely, harmonised, disaggregated data, at Federal, State, and local levels.	<p># of key policies, guidelines, plans and budgets supported under this UNDAF that are equitable, gender-responsive, evidence-based</p> <p># of States with M&E policies at state level</p> <p># of states budget scoring above 50% in OBI</p>	0	10	0 (2012)	<p>Policies, guidelines, plans and budgets supported under this UNDAF (new/revised)</p> <p>State M&E Policies</p> <p>Open Budget Index</p>			
Output 1.5.1: National and State Planning institutions have strengthened capacity for coordination, evidence-based and gender-responsive planning.	# of Planning units (NPC, SPC, MDAs) at (a) Federal and (b) State level supported with technical capacity to collect, analyse and use data	0	(a) 10; (b) 20		<p>Medium Term Development Plans available</p> <p>M&E plans,</p>	MWASD, CPN, MoF, CBN, ITC/ILDO, NPC,	UNDP UNICEF WHO UNWOMEN UNITAR	700,000 4,000,000 4,459,555 150,000 450,000

Outcomes	Indicators	Baseline	Target	Means of Implementation	Key Implementing	Indicative Resources (US\$)
budgeting, reporting, monitoring, and evaluation on VISION 20:2020, other national priorities and related UNDAF-supported priorities.	# of NPC/SPC that have adopted and translated the M&E policy into implementation plans	0	15	Strategy implementation plans		UNAIDS UNODC 40,947
	National Compendium of standardized outcome and process indicators	No	Yes	Compendium		
	Number of States with operationalized Plans of Action aligned to National Priority Agenda for Vulnerable Children	0	28	State Plans of Action		
Output 1.5.2 : Statistical agencies, like MDAs and research institutions are better able to generate, analyse and use quality, timely disaggregated data and make it accessible for evidence-based decision-making and programming.	# of Statistical agencies, like MDAs and research institutions with skilled staff with expertise to collect, analyse and use data	0	3 per State		NPC, NISER, NBS, NPopC, CBN, SPC, OSSAP, MDGs, MWASD, Federal & State Governments, Bilateral donors supporting statistics, MoLP, NECA, NLC, NBS, NPC,	800,000 10,000,000 125,000
	# of indicators on national and sectoral development targets that have timely, reliable, standardized and disaggregated data, disaggregated by sector	TBD	TBD	2nd/p of VISION Key sectors plans		UNWOMEN UNAIDS ILO UNFPA UNODC FAO WHO
	# of core surveys implemented with report published.	0	10	Census, MICS, NDHS, SMART, NICS, NHA		1,000,000 15,000,000 200,000 3,805,555
	# of functional States Bureaus of Statistics	5	10			
% of children under 1 whose births are registered.	10%	80%	MICS, NPOPC			

Result Area 2: Social Capital Development

National Development Priority: Support to MDGs:						
Result	Indicators	Baselines	Target	Means of Verification	Key Implementing Partners	Indicative Resources (US\$)
<p>Strategic Result: By 2020, Nigerians are healthy, knowledgeable, highly skilled and productive people, with positive value orientations, living in an inclusive and cohesive society, free from all forms of discrimination, violence and abuse, irrespective of sex, age, geographic location, and socio-economic status; and forming a globally competitive workforce</p>	<p>Life Expectancy at birth</p> <p>Maternal Mortality Rate (MMR)</p> <p>Under-five Mortality Rate</p> <p>Infant Mortality Rate</p> <p>Literacy Rate</p>	<p>TBD DHS 2013</p> <p>TBD DHS 2013</p> <p>58 (MICS 2011)</p> <p>97 (MICS 2011)</p> <p>71.6 (M79.3; F63.7)</p>	<p>70 (2015)</p> <p>TBD</p>	<p>2011 HDR</p> <p>2016 Census</p> <p>MICS; NDHS</p> <p>MICS; NDHS</p> <p>NBS National Literacy Survey (2010)</p>		

Outcomes	Indicators	Baselines	Target	Means of Verification	Key Implementing Partners	Indicative Resources (US\$)	
						UN agency	US\$
<p>Outcome 2.1: By 2017, Nigeria's formal and non-formal education system produce increased numbers of graduates with relevant functional, technical and vocational market-driven knowledge and skills; through quality education system informed by evidence, equity based, gender sensitive, innovative policies, plans, systems and programmes at Federal, state, LGA and community levels, supported by adequate funding at each level</p>	<p>% of total graduates who majored in Sciences, Technology, Mathematics and Vocational subjects graduates disaggregated by level, gender and subjects and gender</p> <p>% of Federal and State budgets allocated to education, disaggregated by formal and non-formal</p> <p>Gender Parity Index (disaggregated by geopolitical zones)</p> <p>NER at primary and secondary school level.</p> <p>Transition rate from lower levels to higher levels of schooling</p> <p>Completion rate (disaggregated by levels, M/F)</p>	<p>TBD</p> <p>Primary: 0.94; Secondary: 1.00</p> <p>TBD</p> <p>74%</p> <p>Primary: 85.4 (M 94.3; F 76.9)</p> <p>TBD</p> <p>TBD</p> <p>TBD</p>	<p>10% increase over baseline</p> <p>TBD</p> <p>10% reduction</p> <p>TBD</p> <p>80%</p> <p>88.4% (M 97.3; F 79.9)</p>	<p>EMIS data</p> <p>Budget allocations and disbursements reports by levels of schooling</p> <p>MICS 2011, NDHS</p> <p>NEMIS 2013; MICS; Vision 2020</p> <p>MISC 2011; NEMIS</p> <p>MICS 2011; NDHS</p>	<p>FME, SME, UBEC, SUBEB, DFID, UNESCO, WB, CSACEFA, Action Aid, CSOs, MoE, UNICEF.</p>	<p>UNICEF</p> <p>UNESCO</p>	<p>14,108,800</p> <p>20,000</p>
<p>Output 2.1.1: Advocacy, programming and budgeting capacities of Federal, State and LGA Education stakeholders strengthened to design, cost, mobilize resources, coordinate, monitor and document evidence-based, equity focused, gender responsive education sector strategies, policies, operational plans</p>	<p># of focus States and LGAs that have and implement evidence-based, equity-focused, and gender responsive basic education policies and plans.</p> <p># of focus States and LGAs that undertake expenditure reviews in line with the annual budget cycles</p> <p># of focus States and LGAs that have harmonized their education planning and expenditure review cycles with</p>	<p>States: 13; LGA: 0</p> <p>0 States, 0 LGAs</p> <p>0</p>	<p>States: 13+1; LGAs: 100%</p> <p>States: 13+1; LGAs: 100%</p> <p>States: 13+1; LGAs: 5 each</p>	<p>State costed SESPs and SESOPs</p> <p>National and State EMIS State of Education Report</p> <p>Global Monitoring Report</p>	<p>FME, SME, UBEC, SUBEB, DFID, UNESCO, WB, CSACEFA, Action Aid, CSOs, MoE, UNICEF.</p>	<p>UNICEF</p> <p>UNESCO</p>	<p>14,108,800</p> <p>20,000</p>

and innovative models.	the annual budget cycles. # of States and LGEA officials trained in educational planning, costing simulations and quality assurance. # of States and LGEAs with functional LGEA level monitoring for results systems	0 0	States: 13+1; LGAs: 100% 36+1	EFA Report School inspection and monitoring Reports. NEMIS/SEMIS	MoE, SME, UBEC, SUBEB, DFID, UNESCO, WB, CSACEFA, Action Aid, CSOs, MoE, NCME, NCNE, SAME, NTI, NOUN, NBS, NPC, UNICEF, NOGALSS, JDPC, NCFR, MoLP, NECA, NLC, TUC, NBTE, NABTEB, NDE, SMEDAN, ITF, NAFTIN, PTDF,	UNICEF UNESCO UNOPS ILO UNHCR UNOPS	24,945,600 6,000,000 1,000,000 160,000 100,000
Output 2.1.2: Enhanced capacity at all levels of the Federation for the implementation of education sector strategic and operational plans, that increase enrolment and retention of schoolaged children (including Early Childhood), and illiterate adults, especially girls, women and other vulnerable groups, through awareness creation, stimulation of demand, enhanced infrastructure and staffing management, and development of models for increased access and affordability.	NAR at primary and secondary levels. # of Focus states and LGAs implementing interventions to increase enrolment for the disadvantaged. Number of disadvantaged/marginalized children have access to education # of schools in focus states and LGEAs with functional SBMCs # of schools implementing Whole school development plans.	63 % 4 States: 12 LGAs 20,000 3,500 school 3,500 schools	70% States: 13+1; LGAs: 100% 500,000 8,500 8,500	1NEDS 2010: NEMIS, School Inspection and Monitoring (SIM) Reports; NEMIS/ SEMIS SIM Reports, NEMIS/SEMIS SIM Reports, NEMIS/SEMIS SIM Reports, NEMIS/SEMIS	FME, SME, UBEC, SUBEB, DFID, UNESCO, WB, CSACEFA, Action Aid, CSOs, MoE,	UNICEF UNESCO ILO	24,945,600 30,000
Output 2.1.3: Strengthened human and institutional capacities for child/learner centred, interactive teaching and quality assurance at all	% (result) in learning outcomes in (a) Life Skills, (b) Numeracy, (c) Literacy in primary schools, IQE and NFE.	(a)/na; (b) 58%; (c) 41%	(a)/na; (b) 65%; (c) 50%	NEDS 2011; MLA Reports		UNICEF UNESCO ILO	

Outcomes	Indicators	Baselines	Target	Means of Verification	Key Implementing Partners	Indicative Resources (US\$)	
						UN agency	US\$
levels of educational service provision in Nigeria, enhance innovativeness, functionality, relevance, market-driven knowledge and skills acquisition and overall child/girl-friendly schooling and transitioning in formal and non-formal schools.	% of schools in focus states that meet the CFS benchmarks.	55%	62%	NEMIS	NCRDC, IBE, NBTE, UNICEF, MoL, NECA, NLC, TUC, NABTEB, NDE, SMEDAN, ITF,		
	% of head teachers/teachers from focus states/LGAs trained and applying CFS methodologies	55%	62%	School inspection and monitoring reports, NEMIS, SEMIS			
	Number of focus states and LGAs with functional quality assurance systems.	0	13+1	School inspection and monitoring reports, NEMIS, SEMIS			
Outcome 2.2: By 2017, Health related MDGs achieved and sustained through strong and well coordinated Health systems implementing innovative, high impact and cost effective, equitable, gender responsive interventions inclusive of foundational determinants of health at community, LGA states and Federal levels with active engagement of right holders; informed by South-South cooperation and evidence based learning.	% of people with access to (a) improved sanitation and (b) improved water supply	(a) 31%; (b) 58% (JMP2012)	(a) 67 (2015), 80 (2020); (b) 80 (2015), 100 (2017)	JMP 2012, JMP 2015, JMP 2017			
	Contraceptive Prevalence Rate	Total: 17.5%; 56.6%	30% 80% (2015)	MICS 2011; NDHS & GPRHCS			
	Proportion of Pregnant Women attending 4 Antenatal Care visits.	48.7	85% (2015)	MICS 2011; NDHS			
	% of pregnant women attended by Skilled birth Attendant at delivery	n/a	50% (2015)	MICS 2011; NDHS			
	% of newborns and Mothers visited within 72 hrs of delivery by Skilled Health Care Provider	15.1	35%	NDHS			
	Percentage of infants under 6 months breast fed exclusively	27.6	80%	MICS 2011; NDHS			
	Proportion of children aged 12-23 months fully immunized						
	Percentage of children under 5 with	(a)39.7, (b) 36.8,					

	(a) suspected pneumonia, (b) diarrhoea or (c) malaria receiving appropriate treatment from a health provider Prevalence of children under 5 years of age that are Underweight Adolescent Birth Rate (per thousand) Number of New Wild Polio Virus Cases Percentage of children under 5 and pregnant women who slept under a LLIN the previous night.	(c) 29.4 24.2 89 118 16.4	80% 12.1% TBD 0 80	MICS 2011, NDHS, Immunization coverage surveys MICS 2011; NDHS MICS 2011; NDHS MICS 2011; NDHS	FWWR, RWSA, NCFR, SMWR, JDPC,	UNICEF WHO UNHCR	66,748,075 983,667 100,000
Output 2.2.1: Public agencies and Civil Society Organizations at federal, state, and LGA levels are able to implement updated, harmonized, evidence based, gender responsive policies and plans to facilitate equitable access to quality water supply and sanitation services and the practice of good hygiene by vulnerable populations and institutions based on innovative communication for	Number of States with (a) WASH policies, (b) investment plans and (c) M&E frameworks # of States with decentralised WASH services and functional LGA WASH departments. # of states adopting new appropriate technologies/approaches for effective service delivery: (a) CATS, (b) VLOM approaches # of additional children provided with access to WASH in schools No. of supported LGAs with CSOs	a12; b, 13; c, 12. 6 a, 30 b, 18 0	a, 24; b, 24; c, 21 13 a, 36+1 b, 32 320,000 52	National/ State reports; Programme reports; WASH sector reports Programme reports; WASH sector reports Programme reports; WASH sector reports Programme reports; WASH sector reports	FWWR, RWSA, NCFR, SMWR, JDPC,	UNICEF WHO UNHCR	66,748,075 983,667 100,000

Outcomes	Indicators	Baselines	Target	Means of Verification	Key Implementing Partners	Indicative Resources (US\$)	
						UN agency	US\$
development and coordination systems	promoting rights holders demand for and monitor quality of water and sanitation services	16					
Output 2.2.2: Capacities of government and partners at all levels including inter sectoral linkage and coordination are strengthened to implement high impact, equitable, gender responsive and innovative nutrition and food security interventions, enhance nutrition friendly agricultural productivity especially at household level and promote crop and livestock diversification to improve nutrition outcomes (reduced stunting, acute malnutrition and micronutrient deficiencies rates) amongst most vulnerable groups especially children and women	<p>Hunger Index</p> <p>Number of health facilities providing treatment to severely malnourished children under 5 years.</p> <p>% children aged 6-59 months who received at least 1 dose of Vit A in last 6 months</p> <p># of community structures supported to assist mothers to appropriately feed children under 2 years</p> <p>Number of community structures/sites supported to alleviate food insecurity</p>	<p>15.7 (serious; 2012)</p> <p>466</p> <p>TBC DHS 2013</p> <p>220</p> <p>109</p>	<p>9 (moderate)</p> <p>8,000</p> <p>90%</p> <p>10,000</p> <p>327</p>	<p>Hunger Index</p> <p>Program data</p> <p>Administrative/ Program data</p> <p>Administrative/ Program data</p> <p>FAO/NIPFS</p>	<p>FMWR, NPC, NPHCDA, SCUJ, AAH, Federal & State Governments, Bilateral donors,</p>	<p>UNICEF</p> <p>WHO</p> <p>UNAIDS</p> <p>FAO</p>	<p>80,000,000</p> <p>656,000</p> <p>8,500,000</p>
Output 2.2.3: Capacities of public and private health institutions including Civil Society Organizations at all levels strengthened to deliver accessible, equitable, quality, gender-responsive, evidence-based	<p># of states that have incorporated EmONC in the SSHDPs and/or the state annual Operational health plans with complementary budgetary provisions</p> <p># of supported states implementing (a) essential newborn care or (b)</p>	<p>TBD</p> <p>TBD</p>	<p>TBD</p> <p>TBD</p>		<p>FMH, NPHCDA, MWASD, MoJ, FIDA, WRAPA, Traditional & Religious Institutions, Member UNSG Network of Men,</p>	<p>UNICEF</p> <p>WHO</p> <p>UNWOMEN</p> <p>UNFPA</p> <p>UNHCR</p>	<p>49,568,900</p> <p>148,494,684</p> <p>170,000</p> <p>36,000,000</p> <p>260,000</p>

<p>and, adequately funded, reproductive, maternal, newborn, child and adolescent health interventions inclusive of sexual reproductive health, using innovations and appropriate technology (including new vaccines and ICT) and responding to increased demand and use of preventive, curative and promotive health services by empowered and involved communities; supported by enhanced Health Management Information System.</p>	<p>community based newborn care</p> <p># of States in which 60% of primary health facilities provide minimum RMNCH care package.</p> <p>Proportion of health facilities experiencing stock-outs of key tracer health commodities in the last one month.</p> <p>Proportion of LGAs strengthened to plan and implement immunization activities.</p> <p># of sectors whose relevant national and State policies addressing healthy adolescent development are being implemented.</p> <p>Number of States providing adolescent social development services to promote healthy lifestyles</p>	<p>TBD</p> <p>TBD</p> <p>TBD</p> <p>0</p> <p>0</p>	<p>80%</p> <p><10%</p> <p>TBD</p> <p>10</p> <p>2+1</p>	<p>NHIS, NCFR,</p>	<p>WHO</p>	<p>Administrative data (DSR reports) TBD</p> <p>Program reports</p>	<p>20,398,632</p>
<p>Output 2.4: Capacities of Federal, State, LGAs, Civil Society Organizations, Academia, and private sector are strengthened to plan, update and implement relevant standards and guidelines for Communicable and Non Communicable Disease services utilizing innovative technologies; informed by</p>	<p>Proportion of LGAs reporting disease surveillance data in a timely manner.</p> <p>Proportion of states generating and sending data to the national level using standard National Management Information System (NHMIS) tools in line with national guidelines.</p> <p>Proportion of States supported to develop a strategic plan for NCDs</p>	<p>73% (2012)</p> <p>TBD</p> <p>0</p>	<p>80%</p> <p>36+11</p> <p>2+1</p>				

Outcomes	Indicators	Baselines	Target	Means of Verification	Key Implementing Partners	Indicative Resources (US\$)	
						UN agency	US\$
gender responsive policies, funded and disseminated research, with application of communication strategies to increase awareness and demand; enhance disease surveillance and ensure timely response to outbreaks.							
Outcome 2.3 : By 2017, HIV transmission reduced in all key populations (particularly women, children and young people), MTCT eliminated, condition of people living with HIV improved, through the implementation of effective innovative HIV prevention and mitigation policies, strategies, strong multi-sectoral partnerships and coordination; and active involvement of stakeholders at all levels.	HIV prevalence in the general population (NARHS) Proportion of Adolescents and young people with Comprehensive knowledge for HIV prevention	3.6% 15 19: 19.7% (F), 28.2% (M) NARHS 2007 21.9 (MICS 2012) 20 24 yrs: 24.8% (F), 37.2% (M) 23% (MICS 2012) 19.8%	2.7%	NARHS 2018, MICS 2016 NARHS 2007, MICS 2012; MICS 2016			
	% of child HIV infections from HIV positive women delivering in the past 12 months		0%	GARP Report, NARHS			
Output 2.3.1 : National coordination mechanisms and partnerships strengthened to promote an equitable enabling	# of States with integrated HIV and RH commodity logistics management systems # of States with at least 3 functional coordination and partnership	0 0	12+ 1; 12+ 1;	LMS site visit and routine reports Workplans, Minutes and reports of TWG meetings	NACA, SACA, MWAASD, MoLP, NECA, NLC, TUC, UNAIDS,	UNDP WHO UNESCO UNWOMEN	500,000 1,079,778 100,000

environment for PLHIV implement innovative policies and plans and establish logistic management systems through enhanced leadership capacity.	platforms (PMTCT TWG, Prevention TWG, M&E TWG)								100,000 400,000 50,000	UNAIDS ILO UNOPS
Output 2.3.2 : The capacity of institutions strengthened for increased Behavior Change Communication and demand creation for HIV prevention, treatment, care and support services in the general population in an equitable manner.	# of States with SACAs and SASCPs with the capacity ²¹ to provide comprehensive BCC and demand creation interventions to their target populations # of States with SACAs and SASCPs providing comprehensive BCC and demand creation interventions to their target populations # of Workplaces implementing programmes targeting workers infected and affected by HIV and AIDS	TBD	12+1 12+1 TBD	SACA and SASCP quarterly capacity report/State Quarterly Programme Reports Service Provision & DQA Reports IBBSS NACA reports	ASHWAN, Benua SACA, FCT SACA, Community Leaders, NAP TIP, NIS, NPC, NCR, MoJ, MWASD, MoH, NP, NACTAL, UNICRI, NACA, HOMEVIDA, NCFR, NLC, TUC, MoL&P	100,000 250,000 409,750 160,000 150,000	UNWOMEN UNAIDS UNODC UNHCR ILO			
Output 2.3.3 : Increased capacity at Federal state and LGA level for coordination, integration and delivery of quality eMTCT services, promotion of community involvement and data collection and management systems.	# of States in which MNCH/SRHI/HIV services are integrated at the LG level # of States implementing HMIS quality and timely eMTCT data	0 0	12+1 12+1	Service Provision & DQA Reports HMIS	FMH, NACA, Federal & States MoH, SACA, UNAIDS, NASCP, UNICEF, WHO, UNFPA,	8,880,000 654,000 100,000 500,000 1,000,000 100,000	UNICEF WHO UNWOMEN UNAIDS UNFPA UNOPS			

²¹Capacity includes number of NGOs within SACAs trained, training packages utilized in line with the targets

Outcomes	Indicators	Baselines	Target	Means of Verification	Key Implementing Partners	Indicative Resources (US\$)	
						UN agency	US\$
<p>Output 2.3.4 capacity of key institutions for equitable delivery of combination prevention interventions for adolescents and young people, especially the most at risk and those living with HIV, through inclusive strategic partnerships and coordination platforms that support innovative knowledge management and demand creation.</p>	<p># States with key institutions strengthened for equitable delivery of combination prevention interventions for adolescents & young PLHIV</p> <p>Proportion of Adolescents and young people ever tested for HIV</p>	<p>0</p> <p>15-19yrs: M -7%, F -7.1%, 20-24yrs: M -13.2%, F -15.3%</p>	<p>12+1</p> <p>TBD 50%</p>	<p>Prevention TWG meeting minutes; National Prevention Plan evaluation report</p> <p>(NARHS 2007) Survey reports, IBBSSEpidemic Appraisals</p>	<p>Federal & States MoH, AHI, EVA, NACA, FME, NYSC, NSC, MoE, NACA, NUC, NCCE, NTI, TRCN, UNICEF, UNFPA, NASCP,</p>	<p>UNICEF WHO UNESCO UNAIDS UNFPA</p>	<p>5,920,000 1,733,778 160,000 250,000 14,000,000</p>
<p>Output 2.3.5: Gender disaggregated strategic knowledge generated and required tools and mechanisms put in place at State and LGA level inform innovative, equitable HIV programming</p>	<p># of states producing annual HIV Report Cards</p> <p># of LGAs in the focus states utilizing integrated data collection tools and mechanisms for routine data collection</p> <p>National HIV and AIDS workplace policy in place</p>	<p>2</p> <p>0</p> <p>0</p>	<p>12+1</p> <p>50%</p> <p>TBD</p>	<p>Annual HIV Report cards</p> <p>Capacity Assessment to be conducted 2013</p> <p>State M&E Data and Reports</p> <p>NAA reports</p>	<p>MoLP, NECA, NLC, TUC, NACA,</p>	<p>UNAIDS WHO UNWOMEN ILO UNODC</p>	<p>350,000 1,733,778 120,000 150,000</p>
<p>Outcome 2.4 : By 2017, inequalities in the Nigerian society are reduced; driven by well informed and committed leadership; through innovative, inclusive, well co-ordinated and evidence-based national social protection framework; enabled by</p>	<p>Government spending on Social Protection as a % of total government expenditure (including capital investment and subsidy contributions) at federal, state and LGA levels;</p> <p>% of households in the bottom two quintiles with increased income.</p> <p>% of children living in poor</p>	<p>TBD (in 2013)</p> <p>0</p> <p>TBD</p>	<p>TBD</p> <p>TBD</p> <p>30%</p> <p>30% reduction</p>	<p>National Budget and Implementation reports, National Economic Reports, NLSS; Special reports, NBS National Orphan and Vulnerable Children survey (FMOWASD)</p>			

<p>context-specific, rights-based, age-appropriate, gender-sensitive policies which empower and protect the most vulnerable and at risk populations.</p>	<p>households.</p> <p>Participating households indicate increased levels of trust, satisfaction and cooperation at community levels.</p> <p>% households living below poverty line and in extreme poverty</p>	<p>TBD</p> <p>TBD</p> <p>TBD</p>	<p>Yes</p> <p>TBD (30% reduction in vulnerability)</p>	<p>Perception surveys: NDHS NDHS</p>	<p>NPC, NISER, CPN, MoLP, NECA, NLC, TUC, NHIS, PENCOM, ISSA, NSITF, MDAs, CSOs,</p>	<p>UNDP UNICEF ILO UNODC</p>	<p>500,000 3,600,000 250,000 797,383</p>
<p>Output 2.4.1: Age-appropriate and Gender-sensitive, fiscally sustainable National social protection policy and framework developed based on context-specific, innovative, replicable and evidence-based models.</p>	<p># of community-based SP models piloted, documented and evaluated to inform policy formulation.</p> <p>Existence of a comprehensive National social protection policy and framework.</p> <p>SP Bill submitted to NASS and FEC targeting underserved & vulnerable groups.</p> <p># of States who have developed social welfare workforce strengthening and implementation plan.</p>	<p>0</p> <p>0</p> <p>No</p> <p>0</p>	<p>10 States</p> <p>1</p> <p>Yes</p>	<p>Policy, Evaluation Reports for SP Pilots</p> <p>Social Protection Policy and Framework</p> <p>Bill</p> <p>State Plans</p>	<p>Federal & States MoH, JDPC, NCFR, MoLP, NECA, NLC, TUC, NHIS, PENCOM, ISSA, NSITF,</p>	<p>UNICEF WHO ILO UNODC UNFPA UNHCR</p>	<p>3,600,000 1,646,000 500,000 154,470 1,000,000 200,000</p>
<p>Output 2.4.2: Capacities of public and community institutions, including CSOs are enhanced to design, implement, monitor and evaluate social protection mechanisms at all levels; translating to increased utilization of accessible and affordable essential social services.</p>	<p># of SP programs designed and costed with monitoring and community tracking system in targeted communities.</p> <p>Proportion of the poorest households who received external economic support in the last 3 months.</p> <p>% population satisfied from utilization of CCTs, social transfer Vouchers</p>	<p>TBD</p> <p>N/A as this is new indicator.</p> <p>0</p>	<p>10 states</p> <p>TBD</p> <p>80%</p>	<p>Dedicated Surveys, routine/administrative data for health and education sectors</p> <p>Methodology & monitoring mechanism TBD with government</p> <p>Impact assessments</p>	<p>Federal & States MoH, JDPC, NCFR, MoLP, NECA, NLC, TUC, NHIS, PENCOM, ISSA, NSITF,</p>	<p>UNICEF WHO ILO UNODC UNFPA UNHCR</p>	<p>3,600,000 1,646,000 500,000 154,470 1,000,000 200,000</p>

Outcomes	Indicators	Baselines	Target	Means of Verification	Key Implementing Partners	Indicative Resources (US\$)	
						UN agency	US\$
	and social insurance schemes in supported communities; # of states who have adopted and operationalized national framework and guidance on child protection systems.	0 0	24 28				
	# of states who have operationalised National Priority Agenda on Child Protection Systems. # of States with new obligations (pronouncements and dedicated budget) on social welfare systems reported and implemented (timely fund release and expenditure); Framework for Intergovernmental Fiscal Transfer System defined to support social service delivery	0 No	6 Yes	Federal and State Budgets/ Appropriation Acts, Public Expenditure reviews; Routine/Sector MIS, Vulnerability & Social Safety Net Reviews Public & Private Sector (CSO inclusive) reports	MWASD, IOM, NAFTIP, NP, SGI,	UNICEF UNWOMEN UNODC	4,300,000 720,000 57,020
	# of social coalitions involved in social and behaviorchange engagements # of qualitative and quantitative tracking tools to determine flow and level of information on social development between social groups, MDAs and core stakeholders in targeted communities # of media with good quality reporting on equitable human development # of private companies from targeted sectors which have integrated the UN Global Compact into their corporate policy and practice	0 TBD (2013 KAP) TBD TBD in 2013 Universe to be established in 2013	3 (NOA, NYS, NPHCDA) TBD (2013) TBD 10 TBC	Operational Research; (KAP) Surveys 2013 Operational Research; (KAP) Surveys 2013 Content analysis of media Addition to Global Compact		UNWOMEN UNICEF UNODC	200,000 10,000,000 70,989

Result Area 3: Equitable And Sustainable Economic Growth

Support to MDGs:					
Result	Indicators	Baselines	Target	Means of Verification	
Strategic Result: By 2020, Nigeria attains a strong, diversified, sustainable and equitable economy driven by robust investment in human capital and infrastructure that stimulate primary production for efficient and value-adding secondary production for an unrestricted, expanded, and globally competitive trade; supported by an employment environment that is youth-inclusive, gender-sensitive with enhanced capacity.	Real GDP Growth Rate	GDP 7.4% (NBS, 2011)	13%	NBS Reports; Human Development Reports	
	Gini Coefficient	0.447 (NBS, 2010)	0.35	Gini Coefficient	
	Human Development Index	0.459 (2011)	0.650	Human Development Reports	
	Manufacturing Value Added (MVA)	MVA Real Growth rate 7.6 (NBS, 2010)	10%		
	Gender Inequality Index Social Institution & Gender Index (SIGI)	TBD	0.500	73	SIGI Ranking

Outcomes	Indicators	Baselines	Target	Means of Verification	Key Implementing Partners	Indicative Resources	
						UN Agency	US \$
<p>Nigeria has a favourable, equitable and gender-sensitive investment climate that enhances the ease of doing business as a basis for increased and sustainable domestic investments and capital inflows; anchored on conducive, enabling and evidence based policies; and strengthened institutions that operate based on international best practices, norms and standards.</p>	<p>Ease of doing business Index (EDBI)</p>	<p>EDBI 133/183 (WB, 2011)</p>	<p>87</p>	<p>World Bank Ease of Doing Business Ranking IFC</p>			

<p>Output 3.1.1: A national, sectorally-linked and inclusive investment policy developed with implementation plan and coordination mechanism across Federal and State levels put in place; administered by strengthened Federal and State Ministries, Departments and Agencies (MDAs), for enhanced ease of doing business, increased domestic investment and capital inflow and increased employment generation.</p>	<p>Availability of National Investment Policy for enhanced ease of doing business.</p> <p>Availability of National Investment Implementation Plan for enhanced ease of doing business</p>	<p>No</p> <p>No</p>	<p>Yes by 2017</p> <p>Yes</p>	<p>National Investment Policy Document.</p> <p>National Investment Implementation Plan document</p>	<p>MWASD, MoF, MARD, MCI, MCT, MoH, MWRW, NEPC, MDG, SMEDAN, NDE, NAPEP, NCWD, NPC, CBN, SCBR, IFBPW, Commercial Banks, CSOs, Media, Academia, MoLP, MoTI, NECA, NLC, TUC, CBN, NIPC, MDAs,</p>	<p>UNDP</p> <p>UNWOMEN</p> <p>ILO</p> <p>UNIDO</p>	<p>600,000</p> <p>120,000</p> <p>2,000,000</p> <p>500,000</p>
<p>Output 3.1.2: Institutional and human capacities of investment related Federal and state ministries, Departments and Agencies, CSOs and relevant private sector stakeholders strengthened, through technological and knowledge acquisition to deliver high standard and equitable service, monitor and regulate compliance and provide investment support services.</p>	<p>Number of institutions that complete Technology, Knowledge Acquisition, Monitoring and Regulation Compliance investment training package</p>	<p>0</p>	<p>3</p>	<p>Training Reports</p>	<p>CBN, MoF, MWASD, MARD, MCT, MoH, MWRW, UPC, Federal & State Governments, Bilateral donors, Development Partners Group for Agriculture, NGOs, MoTI, NIPC, MDAs, CSOS.</p>	<p>UNDP</p> <p>UNWOMEN</p> <p>FAO</p> <p>UNIDO</p>	<p>600,000</p> <p>200,000</p> <p>452,000</p> <p>400,000</p>

Outcomes	Indicators	Baselines	Target	Means of Verification	Key Implementing Partners	Indicative Resources	
						UN Agency	US \$
Outcome 3.2 : By 2017, Nigeria's economic growth is driven by increased and diversified use of renewable energy sources that promote technology transfer and local capacity building; characterized by affordable and equitable access for domestic and productive uses; supported by effective advocacy, efficient regulatory mechanisms and evidence based policies.	Total energy supply	4,000MW	8,000MW	NPC Reports			
	Percentage of renewable energy in total energy supply mix.	36% (2009)	50%	ECN Reports			
Output 3.2.1 : Energy supply diversification strategies and practices to promote the use of renewable energy sources strengthened and integrated into the national energy policy through support to the energy-related MDAs to ensure equitable and affordable access for productive and domestic uses.	Availability of a revised energy policy to ensure equitable and affordable access for productive and domestic uses	No	Yes	Revised National Energy Policy Document	MoP, MoEvn, ECN, NASENI, Bol. SG, MDAS, CSOS,	UNDP UNHABITAT UNIDO	700,000 5,000,000
	Availability of renewable energy implementation strategy to ensure equitable and affordable access for productive and domestic uses	No	Yes	National Energy Implementation Strategy Document			

<p>Output 3.2.2: South-South Cooperation strengthened to expand the adoption and use of green technologies for the promotion and use of renewable energy sources such as hydropower, biomass, solar and wind; local equipment manufacturing reducing cost of energy to end users.</p>	<p>Number of South-South Cooperation Projects established.</p> <p>Number of South-South Cooperation agreements on renewable energy formalized.</p> <p>No of renewable energy equipment manufactured locally.</p>	<p>0</p> <p>0</p> <p>0</p>	<p>3</p> <p>5</p> <p>5</p>	<p>Programme Reports</p> <p>Programme Reports</p> <p>Programme Reports</p>	<p>NAPTIN, WB, MoP, McEvn, ECN, NASENI, Bol, SG, MDAs, CSOS.</p>	<p>UNDP</p> <p>UNOPS</p> <p>UNIDO</p>	<p>500,000</p> <p>100,000</p> <p>1,000,000</p>
<p>Output 3.2.3: Capacity of the national energy institutions and the private sector operators strengthened to develop, coordinate and monitor energy policy implementation, develop framework to enhance equitable access and manufacturing of low cost renewable energy equipments, and develop requisite skills and know how to promote energy efficiency in domestic and industrial use.</p>	<p>Number of institutions that complete Energy Policy Cycle Management, Equipment Manufacturing and Energy Efficiency training packages</p>	<p>0</p>	<p>2</p>	<p>Training Report</p>	<p>PETRADIRKK NORWAY, NAPTIN, WB, MoP, McEvn, ECN, NASENI, Bol, SG.</p>	<p>UNWOMEN</p> <p>UNITAR</p> <p>UNIDO</p> <p>UNOPS</p>	<p>500,000</p> <p>1,200,000</p> <p>100,000</p>

Outcomes	Indicators	Baselines	Target	Means of Verification	Key Implementing Partners	Indicative Resources		
						UN Agency	US \$	
Outcome 3.3 : Nigeria's productive system is value-linked chain driven, productivity enhancing, sectorally-linked and inclusive, based on green and relevant technology, supported by robust private sector-friendly investment policies that provide gender-friendly opportunities and promote rural economic development by 2017.	% Value Added for key sectors	Agriculture: 40.2%; Manufacturing: 4.2%; Services: 35.4% (2011)	Agric: 32%; Manufacturing: 10%; Services: 40%	NBS Report				
			Agric: 25%; Manufacturing: 20%; Services: 12%	NBS Report				
Output 3.3.1 : National Policies and strategies for strengthening productivity and enterprise development that is gender-responsive and youth-inclusive endorsed and monitored, with implementation framework put in place and operationalized at the federal and state levels for increased job opportunities, income, wealth creation and poverty reduction.	Number of draft policies/strategies for enhancing productivity and enterprise development reviewed.	0	TBD	Policy/Strategy documents	MARD, Federal & State Governments, Bilateral donors, IFPRI, WB, MoLP, MoTI, NECA, NLC, TUC, CBN, MoTI, MoARD, MDAs, CSOs,	UNDP	600,000	
			Number of policies/strategies for enhancing productivity and enterprise development endorsed	0	Policy/Strategy documents		IFAD	4,500,000
			Availability of implementation framework for improving productivity and enterprise development	0	Policy/Strategy documents		UNWOMEN	220,000
			Yes			ILO	500,000	
						FAO	471,000	
						UNIDO	400,000	

<p>Output 3.3.2 :</p> <p>Entrepreneurial skills of small and medium scale producers to grow into commercial enterprises strengthened through innovative and adaptive models of technology acquisition, transfer and diffusion of green technologies that increase productivity, reduce cost of production, provides more job opportunities especially to youth and women.</p>	<p>Number of SMEs that have grown into large scale enterprises.</p>	<p>17,284,671 SMEs (NBS, 2010)</p>	<p>5% (860,000)</p>	<p>NBS Survey Report</p>	<p>MARD, State Governments of (Anmabra, Benue, Ebonyi, Niger, Ogun & Taraba), Development Partners Group for Agriculture, NGOs, NIRSAL, Federal & State Governments, MoLP, NECA, NLC, TUC, SMEDAN, CBN, MoTI, ITF, SMEDAN, SG, MDAs, CSO.</p>	<p>UNDP UNWOMEN FAO IFAD ILO UNIDO</p>	<p>5 00,000 220,000 1 ,000,000 14,600,000 1,000,000 1,000,000</p>
--	---	------------------------------------	---------------------	--------------------------	---	--	---

Outcomes	Indicators	Baselines	Target	Means of Verification	Key Implementing Partners	Indicative Resources	
						UN Agency	US \$
Output 3.3.3 : Strategies for enhanced valued added production developed, implementation plan, coordination mechanism and framework for integrating inputs suppliers, producers, processors and marketers established, leading to economic diversification, increased job opportunities, enhanced income and poverty reduction especially for women and youth.	Number of value chain strategies developed.	0	3	Strategy document	MARD, State Governments of (Anmabra, Benue, Ebonyi, Niger, Ogun & Taraba), Federal & State Governments, Bilateral donors, Development Partners	UNDP	5,000,000
	Number of implementation plans developed	0	3	Implementation plans document	Group for Agriculture, DP for Statistics and M&E, NGOs, MoLP, MoTI, TUC, ITF, SMEDAN, MoTI, MoA RD, SMEDAN, SG	WMO IFAD UNWOMEN ILO FAO UNIDO	26,500,000 200,000 800,000 5,000,000 4,000,000

<p>Output 3.3.4 : Human and institutional capacities of relevant government agencies, and private sector institutions, of the productive subsectors of the economy built to enhance productivity at primary and secondary levels through strengthened Vocational, Business and Entrepreneurship acquisition and training centers, extension agencies to provide equitable and gender responsive opportunities for economic growth.</p>	<p>Number of institutions that complete Vocational, Business and Entrepreneurship Acquisition training packages</p>	<p>0</p>	<p>5</p>	<p>Training Reports</p>	<p>PTDF, UNDP, DSG, MoTI, ITF, SMEDAN, MoARD, SG, CSOs, MDAs,</p>	<p>UNDP UNOPS UNIDO</p>	<p>500,000 120,000 1,600,000</p>
<p>Outcome 3.4: By 2017, Nigeria's domestic and foreign trade is expanded, diversified, globally competitive and based on international best practices, norms and conventions; deriving from conducive and evidence-based policies and strong capacity, resulting in improved terms of trade with significant increase in foreign exchange earnings and GDP.</p>	<p>Trade GDP Ratio Diversification Index Global competitive index</p>	<p>7.9% (CBN, 2009) 0.779 (UNCTAD STAT, 2011) 127/139 (WEF, 2011)</p>	<p>1, 10% 0.550 95</p>	<p>CBN, UNCTAD STAT, WEF</p>	<p>UNDP UNWOMEN FAO</p>		

Outcomes	Indicators	Baselines	Target	Means of Verification	Key Implementing Partners	Indicative Resources	
						UN Agency	US \$
Output 3.4.1: National Trade policy endorsed, with implementation plan developed and adopted, and coordination mechanism put in place to deepen and diversify domestic and foreign trade, and facilitate Nigeria's trade relations with other countries; stimulate production and enhance inter-sectoral linkages and trade opportunities.	Availability of reviewed Trade policy for enhanced inter-sectoral linkages and trade opportunities.	No	Yes	Revised Trade Policy document	MoTI, NEPC, MDAs, CSOS,	UNDP	500,000
	Availability of endorsed trade policy for enhanced	No	Yes	Trade Policy		WOMEN	150,000
	Availability of National Trade policy implementation plan for enhanced inter-sectoral linkages and trade opportunities	No	Yes	Implementation plan document		FAO	300,000
Output 3.4.2: Relevant Trade and Investment MDAs are able to develop and monitor the implementation of trade policy that boost domestic trade and promote international trade; MDAs and other trade related institutions are able to promote and negotiate trade with partners through strengthened capacity in line with international best practices; trade capacity building and quality infrastructure; to expand, diversify and enhance global competitiveness.	Number of institutions that complete Trade Negotiation and Trade Capacity Building training packages.	0	2	Training Reports	MARD, States Ministers of Agric, NPC, MoTI, Agriculture DP Group, MoTI, NEPC, SON, NAFDAC, MDAs, CSOs	UNDP	500,000
						UNWOMEN	170,000
							FAO
						UNIDO	10,000,000

<p>Outcome 3.5: By 2017, Nigerias employment opportunities are expanded, driven by pro-poor, gender-responsive and youth inclusive policies supported by skills-driven, competent capacities based on reliable, available and disaggregated data.</p>	<p>National unemployment rate</p> <p>National gender disaggregated unemployment rate</p> <p>Youth unemployment rate</p>	<p>23.9% (2011)</p> <p>F 24.3% (2011)</p> <p>37.7% (2011)</p>	<p>17% (2011)</p> <p>F 19.4% (2011)</p> <p>27.7% (2011)</p>	<p>NBS reports</p> <p>NBS reports</p> <p>NBS reports</p>	<p>MoLP, NECA, NLC, TUC, NDE, ITF, MoTI, MDAs, CSOs,</p>	<p>UNDP</p> <p>UNESCO</p> <p>ILO</p> <p>UNIDO</p>	<p>2,000,000</p> <p>450,000</p> <p>500,000</p>
<p>Output 3.5.1: A national employment policy that promotes labour based technologies with high employment multiplier and decent jobs put in place, leading to the broadening of the productive base and expansion of employment opportunities; accompanied by implementation plan and coordination mechanism developed and endorsed at federal level and systematically adopted at state and LGAs levels.</p>	<p>Availability of an inclusive National Employment Policy</p> <p>Availability of an inclusive National Employment Policy Implementation Plan</p>	<p>No</p> <p>No</p>	<p>Yes</p> <p>Yes</p>	<p>Inclusive National Employment Policy</p> <p>Inclusive National Employment Implementation Plan</p>			

Outcomes	Indicators	Baselines	Target	Means of Verification	Key Implementing Partners	Indicative Resources	
						UN Agency	US \$
<p>Output 3.5.2: Human and institutional capacities of relevant Federal and State MDAs, workers and private sector organizations strengthened to develop, coordinate and monitor the implementation of pro-poor, gender-responsive, youth-inclusive and evidence-based employment policy; support the development of entrepreneurial vocational and ICT skills.</p>	<p>Number of institutions that complete Employment Policy Cycle Management, Entrepreneurial, Vocational and ICT Skill training packages</p>	0	2	Training reports	<p>MARD, State Governments of (Anambra, Benue, Ebonyi, Niger, Ogun & Taraba), RKK NORWAY, HP, MAP, MoTI, MWRW, MoE, DP Group for Agriculture, NGOs, JDPC, NCFR, CSOS, FBOS, NRCS, MoLP, NECA, NLC, TUC, NBS, MoLP, NDE, ITF, MoTI, MDAs, CSOs.</p>	<p>UNDP UNESCO IFAD UNWOMEN UNITAR ILO FAO UNIDO UNHCR</p>	<p>500,000 27,700,000 120,000 700,000 4,000,000 1,000,000 400,000</p>

Result Area 4: Human Security And Risk Management

Support to MDGs:					
Strategic Result:	Indicators	Baselines	Targets	Means of Verification	
<p>By 2020 Nigeria is on a peaceful, secure and sustainable development path where disaster, environmental, climate and conflict risks and threats are mitigated by policies, laws and plans that are participatory, gender responsive, funded, monitored and enforced systematically at all levels of the federation with high levels of political will; relevant government institutions respond timely, effectively, efficiently and are well coordinated (vertically and horizontally) in effective partnership with empowered civil society and utilize evidence-based early warning systems, and where the population is rights-assertive and increasingly resilient through awareness and ability to participate in mitigation and response to threats, crises and change.</p>	<p>Global Peace Index (GPI) Environmental Vulnerability Index</p>	<p>117th (5th from below) (2012) Highly Vulnerable (2011)</p>	<p>100th Country At Risk</p>	<p>Annual Global Peace Index UNEP EVI reports</p>	

Outcomes	Indicators	Baselines	Targets	Means of Verification	Key Implementing Partners	Indicative Resources (US\$)	
						UN agency	US\$
<p>Outcome 4.1: By 2017, the effects of disasters and emergencies on the population in emergency prone areas are reduced through an effectively regulated framework for prevention, preparedness and timely response; by coordinated and capacitated institutions at federal, state and local levels in partnership with civil society, informed by equity and gender considerations and an evidence based EWEA system; and resilient communities.</p>	<p>% of affected population benefiting from adequate and timely emergency response according to international standards</p>	< 30%	80%	NEMA and SEMAS reports			
<p>Output 4.1.1: The national legal and policy framework for emergency coordination, risk reduction and response is strengthened in conformity with international standards and systematically cascaded at state level .</p>	<p>Existence of National Emergency Preparedness and Response policy # of states with EPR policies % of states with regularly updated contingency plans</p>	<p>0 30% 30%</p>	<p>1 100% 100%</p>	<p>NEMA report SEMAs/NEMA report SEMAs/NEMA report</p>	<p>NEMA UNDP WHO UNWOMEN</p>	<p>500,000 1,875,333 240,000</p>	

<p>Output 4.1.2: An improved and integrated EWIEA system covering the three tiers of the Federation that produces timely and actionable gender disaggregated, equity sensitive information, direction and advice for decision makers, agencies, CSOs and communities.</p>	<p>Existence of an integrated EWIEA system</p> <p>% incidents for which timely EWIEA data are available</p>	<p>0</p> <p>n/a</p>	<p>1 per government tier</p> <p>80%</p>	<p>EWIEA quarterly bulletin, NEMA reports</p> <p>EWIEA quarterly bulletin, NEMA reports</p>	<p>Federal & State MWASD, NEMA, SEMA, Humanitarian NGOs, NEMA</p>	<p>UNDP WHO UNWOMEN FAO WMO</p>	<p>500,000 1, 875,333 732,000</p>
<p>Output 4.1.3: Strengthened institutional capacity to coordinate, prepare for and respond to emergencies and to enhance coping capacity of communities (including safety nets).</p>	<p># of States with SEMAs</p> <p># of States conducting community based vulnerability capacity assessment.</p> <p># of States with relevant type and quantity prepositioned emergency supplies</p> <p># of States providing coordinated, quality and timely response to every disaster related emergencies according to international standards</p> <p>% of communities in emergency prone areas with coping missions</p>	<p>18</p> <p>6</p> <p>6</p> <p>3</p> <p>10%</p>	<p>36+1</p> <p>36+1</p> <p>36+1</p> <p>15+1</p> <p>50%</p>	<p>SEMAs/NEMA Report</p> <p>State Assessments</p> <p>SEMAs/NEMA Report</p> <p>SEMAs/NEMA Report</p> <p>SEMAs Report</p>	<p>NEMA, SEMA, UNOSAT, Federal & State MWASD, NEMA, SEMA, Humanitarian NGOs, MoE, MWRW, Federal & States MoH, OCHA, KSG, UNDP, UNICEF,</p>	<p>UNDP UNICEF WHO WMO UNOPS UNITAR UNAIDS UNFPA FAO UNHABITAT</p>	<p>500,000 2, 000,000 1, 875,333 700,000 3, 000,000 400,000</p>

Outcomes	Indicators	Baselines	Targets	Means of Verification	Key Implementing Partners	Indicative Resources (US\$)	
						UN agency	US\$
Outcome 4.2: By 2017 the occurrence and effects of conflicts and violence are reduced through institutionalized and coordinated prevention and management by the establishment of a peace architecture supporting negotiated solutions at federal, state and community level in partnership with civil society, informed by gender sensitive conflict analysis and other evidence based EWEA methodologies, and tolerant, peace-loving and resilient communities.	% of conflicts where escalation is prevented with the use of EWEA system	10%	60%	IPCR Reports			
	% of conflicts mediated and resolved	20%	50%	IPCR Reports			
	# of civilian casualties	1,000	0	NEMA Reports			
Output 4.2.1: National peace architecture established through advocacy and strengthened to systematically and institutionally promote tolerance, a culture of peace, dialogue and support negotiated solutions in order to prevent, mitigate	Existence of a National Peace policy	0	1	IPCR Report	MoE,	UNDP	600,000
	# of laws passed in conformity with Nigeria's International Obligations	TBD	TBD	Gazette	MoTCNO, MoYD, MWASD,	UNESCO UNHCR	338,000 1,120,000
	Existence of a coordinated framework for conflict prevention, mediation and peace building	0	1	FMol report	NEMA, IPCR, NatCom , NGOs, CSOs, NCFR, NEMA, NRCS, NHRC, ONAS, NIPSS,		
	% of Conflict related issues timely	10%	50%	IPCR Reports, NHRC			

and respond timely to conflict and violence disturbing life, especially of the most vulnerable	responded to by relevant stakeholders	10%	50%	reports, CSOs reports MoE, MWASD, NHRC CPN, CSO reports, KAP surveys	NDC, NSCDC,		
Output 4.2.2: An improved and integrated conflict EW/EA system covering the three tiers of the Federation that produces timely and actionable gender disaggregated, equity-sensitive conflict analysis, strategic directions including do no harm alternatives, and guidance for decision makers, agencies, CSOs and communities.	Existence of an integrated conflict related EW/EA system # of States with EW/EA system (disaggregated by location, category of conflict) # of states with functional EW/EA database	0 0 0	1 TBD: UNDP 36+1	IPCR Reports IPCR Reports IPCR, CSOs Reports	IPCR, ONAS, NHRC, NIPSS, NDC, Mo/WASD, NSCDC, CSOs,	UNDP	2,000,000
Outcome 4.3: By 2017 Nigeria's environmental vulnerability to negative effects of economic activities, urbanization and climate change is reduced through the efficient use of natural resources, a reformed regulatory framework aligned with Nigeria's international	Number/proportion of primary laws and policies with biodiversity mainstreamed Functional regulatory framework for biodiversity and environmental sustainability % of implementation of regulatory framework and coordination	0 15% <10%	80% 80% 80%	Field Survey MDG reports/indicators National guidelines and amendments			

Outcomes	Indicators	Baselines	Target	Means of Verification	Key Implementing Partners	Indicative Resources	
						UN Agency	US \$
commitments, enforced at Federal, State and local levels by strengthened institutions, private sector and population that are environmentally conscious and taking action towards environmental sustainability.	mechanisms (by item)						
Output 4.3.1: A comprehensive national regulatory framework is developed in line with ratified international protocols and its implementation supported for the sustainable management of Nigerias natural resources including land, water, air, oil, biodiversity, natural habitats and extractive industries.	<p>Availability of functional regulatory framework for biodiversity and environmental sustainability across relevant sectors</p> <p>Number/Proportion of national procedures, processes which reflect international standards (with biodiversity mainstreamed)</p> <p>#of states adopting participatory planning and improved regulatory framework</p>	<p>No BAP for operations in the Delta</p> <p>0</p> <p>3</p>	<p>At least 600 km² of O & G footprint covered by new or revised BAP for O&G operations in ND.</p> <p>TBD</p> <p>15</p>	<p>Copies of BAP</p> <p>Copies of policies and guidelines.</p> <p>Federal and states MoLHUD reports, Northern Governors Forum, ALGON Reports</p>	<p>Federal & State MWASD, Dederal and State McEnv, DP Group for Agric, DP Group for Env't & water, NGOs, UNDP, FUT, NGF, UNIDO, GTZ, NESREA, EC N,</p>	<p>UNDP</p> <p>WMO</p> <p>UNWOMEN</p> <p>UNHABITAT</p> <p>FAO</p> <p>UNHABITAT</p>	<p>2,000,000</p> <p>38,000</p> <p>60,000</p> <p>1,130,990</p> <p>60,000</p>

<p>Output 4.3.2: Environmental institutions at Federal, state and LGA levels are capable to implement policies and enforce laws, through multi stakeholders solutions harnessing indigenous knowledge, innovations and practices for environmental management</p>	<p>Availability of a capacity assessment of environmental institutions</p> <p>Degree of implementation of the capacity development plan</p> <p>Level and degree of functional and technical capacities for key government institutions to enforce laws.</p> <p># of states implementing Comprehensive City Development Strategies</p>	<p>No</p> <p>0</p> <p>10%</p> <p>3</p>	<p>Yes</p> <p>> 80%</p> <p>70%</p> <p>10</p>	<p>UNDP Prodoc. on Biodiversity</p> <p>UNDP Capacity Assessment and CD plan on biodiversity</p> <p>UNDP Capacity Assessment and CD plan on biodiversity</p> <p>Federal and states MoLHUD reports, State of Nigerian Cities reports, ALGON reports</p>	<p>PETRAD/ RKK, Federal State & MoEnv, DP Group for Envt & water, NGOs, MLHUD, SG, UNDP, ECN, NESREA,</p>	<p>UNDP</p> <p>WHO</p> <p>UNWOMEN</p> <p>UNITAR</p> <p>UNHABITAT</p> <p>FAO</p>	<p>1,000,000</p> <p>993,667</p> <p>100,000</p> <p>500,000</p> <p>300,000</p>
<p>Output 4.3.3: Partnership developed and capacities of Government, Civil Society and Private sector enhanced to promote a culture of environmental awareness, knowledge and commitment for individual and collective action by youth, entrepreneurs, civil and religious leaders and decision makers.</p>	<p>#proportion of states with political and financial commitment to environmental awareness</p> <p>Proportion of private sector organizations with demonstrated resource commitment</p> <p>Proportion of CSOs that have environment mainstreamed in their work</p> <p>Functional Federal multi-stakeholder coordination platforms</p> <p>Number of functional multi-stakeholder coordination platforms at the State level</p>	<p>States yet to have</p> <p>an all inclusive allocation for environmental issues across sectors,</p> <p>0</p> <p>TBD</p> <p>0</p> <p>0</p>	<p>13*1</p> <p>Minimum 10</p> <p>80%</p> <p>1 central platform</p> <p>1 for each state</p> <p>TBD</p>	<p>States budgets allocations, policies and guidelines.</p> <p>Periodic surveys, annual reports</p> <p>CSO annual reports and materials, assessment reports.</p> <p>Established focal points desks and coordinating platform for all sectors</p> <p>Established focal points desks</p>	<p>DSWMB, Federal and State MoEnv, ECN, NESREA,</p>	<p>UNDP</p> <p>WHO</p> <p>WMO</p> <p>UNWOMEN</p> <p>UNHABITAT</p> <p>UNOPS</p>	<p>688,000</p> <p>298,667</p> <p>60,000</p>

Outcomes	Indicators	Baselines	Target	Means of Verification	Key Implementing Partners	Indicative Resources	
						UN Agency	US \$
Outcome 4.4: By 2017 migration is harnessed for development through effective management; and threats of irregular migration, illicit drugs, crime and unregulated internal migration on Human security are reduced through strengthened law enforcement; border management and reformed regulatory framework for prevention and response that are coordinated by capacitated institutions in partnership with media, civil society organizations, informed by evidence based, age-and gender sensitive approaches.	Proportion of regular migrants flows vs irregular flows	0	1	Annual and other reports of NIS and NAPTIP and IOM and USAID			
	% of successful investigations and prosecutions related to illicit drugs and organized crime vs non successful	n/a	50	Annual reports of NDLEA and NFIU, Court reports			
	# of evidence based, age and gender sensitive researches	2	6	Research reports, MDA statistical reports			
Output 4.4.1: The national legal and policy framework for migration, drug-related and organized crime management is strengthened and reformed through laws and policies that are evidence-based, inclusive, age-and gender-responsive.	# of Laws and policies on migration, organized drugs and crime management passed in conformity with Nigeria's international obligations	0	1 laws, 3 policies	Gazette for laws, Monitoring reports of TWGs for policies	NDLEA, NAFDAC, NP, NCS, NIS, CSDs, Judiciary,	UNWOMEN ILO UNODC IOM	120,000 3,500,000 44,614,135 1,156,431
	Existence of a National Drug Control Master Plan	0	1	Minutes of the inter-ministerial committee	NPC, NNVS, NBS		
	Existence of a National Migration and Data Management Strategy	0	1	NBS report			

<p>Output 4.4.2: Institutional capacities for managing internal migration, harnessing Diaspora for development, prevention of and response to irregular migration and management of regular migration as well as drugs-related and organized crime are strengthened through improved law enforcement and enhanced coordination, data management and border administration and control</p>	<p>Existence of sector wide coordination mechanisms for migration management and drugs and organized crime</p> <p>Availability of reliable database related to migration, illicit drugs and organized crime</p> <p>% detection of irregular cross border movements of people and illicit goods</p> <p># of mechanisms and SOPs for support and protection of victims of Trafficking and substance abuse implemented</p>	<p>1</p> <p>0</p> <p>TBD</p> <p>0</p>	<p>2</p> <p>2</p> <p>15% increase</p> <p>2</p>	<p>ToRs and minutes of interministerial committees</p> <p>NBS, NPopC and NDLEA reports</p> <p>NAPTIP, NIS, NLDEA reports</p> <p>NDLEA and NAPTIP reports</p>	<p>MoLP, NECA, NLC, TUC, MoJ, NGFR, NPC, CSOs,</p>	<p>UNWOMEN UNODC IOM ILO</p>	<p>300,000 21,672 7,467,577 3,500,000</p>
--	---	---------------------------------------	--	--	--	--	---

Annex II: UNDAF III four-year integrated research, Monitoring and Evaluation Plan (2014-2017)

ACTIVITIES	2014	2015	2016	2017
Decisionmaking Events	"	<ul style="list-style-type: none"> • MDGs Summit (NY) 	<ul style="list-style-type: none"> • Mid-Term Review 	<ul style="list-style-type: none"> • End of Cycle Review
Evaluations		Evaluation of UNDAF III adherence to aid effectiveness principles and its impact on quality, relevance, effectiveness of Nigeria-UN collaboration		Assessment of the impact of UNDAF III in improving Nigerias institutional, systemic, and human resource capacities in good governance, social capital development, equitable growth and human security.
Studies and Surveys	<ul style="list-style-type: none"> " DHS 2013 finalized " Survey on status of women in Nigeria " HIV sentinel survey " Corruption risk assessment in MDG related sectors (ongoing 2013- 2017) " Global Program on Reproductive Health Commodity Security (GPRHCS) Survey 	<ul style="list-style-type: none"> " MICS " [TO BE FINALIZED IN COLLABORAION WITH GON] " Global Program on Reproductive Health Commodity Security (GPRHCS) Survey 	<ul style="list-style-type: none"> " Population Census " [TO BE FINALIZED IN COLLABORAION WITH GON] " Global Program on Reproductive Health Commodity Security (GPRHCS) Survey 	<ul style="list-style-type: none"> " DHS " [TO BE FINALIZED IN COLLABORAION WITH GON] " Global Program on Reproductive Health Commodity Security (GPRHCS) Survey
M&E Tools & Systems development	<ul style="list-style-type: none"> " DevInfo decentralization " Phase II development of DAD " Development of DHIS 2.0 in supported states and LGAs 	<ul style="list-style-type: none"> " [TO BE FINALIZED IN COLLABORAION WITH GON] " Development of DHIS 2.0 in supported states and LGAs 	<ul style="list-style-type: none"> " [TO BE FINALIZED IN COLLABORAION WITH GON] 	<ul style="list-style-type: none"> " [TO BE FINALIZED IN COLLABORAION WITH GON]
M&E Capacity Building	<ul style="list-style-type: none"> " M&E Training " DevInfo Training at state level " Training on the use of DAD at state level " Training on the use of NHMIS tools and the Software (DHIS 2.0) for data management at the state and LGA 	<ul style="list-style-type: none"> " [TO BE FINALIZED IN COLLABORAION WITH GON] 	<ul style="list-style-type: none"> " [TO BE FINALIZED IN COLLABORAION WITH GON] 	<ul style="list-style-type: none"> " [TO BE FINALIZED IN COLLABORAION WITH GON]

Relevant M&E activities of other partners	" [TO BE FINALIZED IN COLLABORATION WITH DPs]	" [TO BE FINALIZED IN COLLABORATION WITH DPs]	" [TO BE FINALIZED IN COLLABORATION WITH DPs]	" [TO BE FINALIZED IN COLLABORATION WITH DPs]	" [TO BE FINALIZED IN COLLABORATION WITH DPs]
Publications	" MDG Report " Status of RHCS in Nigeria	"	"	" Status of RHCS in Nigeria	"

UNDAF Monitoring and Evaluation Calendar

UNCT Monitoring and Evaluation Activities	Monitoring	Year 1	Year 2	Year 3	Year 4
		Conduct Joint field visits with partners Report progress of UNDAF Programme implementation and expenditures in Annual Workplan (AWPs)	Conduct Joint field visits with Partners Report progress of UNDAF Programme implementation and expenditures in AWPs	Conduct Joint field visits with Partners Report progress of UNDAF Programme implementation and expenditures in AWPs	Conduct Joint field visits with Partners Report progress of UNDAF Programme implementation and expenditures in AWPs
Reviews	Joint Annual Programme/ UNDAF Annual Reviews Joint programmes reviews	Joint Annual Programme/ UNDAF Annual Reviews	Joint Annual Programme/ UNDAF Annual Reviews	Joint Annual Programme/ UNDAF Annual Reviews	Joint Annual Programme/ UNDAF Annual Reviews
		Joint programmes reviews	Joint programmes reviews	Joint programmes reviews	Joint programmes reviews

Annex III: Road Map for Nigeria UNDAF III/DaO 2014-2017

Activity	Responsible	Support Required	Period (2012-2013)
Stage 1: Road Map & Capacity Building			
DaO Orientation/Sensitization for UNCT and UN Staff	UNCT/PMT/RCO	Consultant(s)	March - April 2012
Mini HRBA/RBM Training workshop for UNCT & UN staff	UNCT/PMT/RCO	Consultant(s)	
UNCT Retreat (Team Building and finalization of Road Map)	UNCT/PMT/RCO	Consultant(s)	
Set -up of UNDAF Task Team	UNCT/PMT/RCO		
Initiate DaO discussion with Federal and State Governments	RC/UNCT/Government		
Set -up One Office, Fund and Office Task Teams	UNCT/PMT/RCO		
Stage II: Country Analysis			
Simplified CCA process completed and validated: Analysis of Human Rights-related gaps and emerging national challenges. Desk Review of existing studies and government key documents.	UNCT/PMT/RCO	Consultant(s)	April -June 2012
Developing Draft Code of Conduct for UNCT	UNCT/RCO		
Set -up Steering Committee for UNDAF III	UNCT/RCO		
Strategic Prioritization Retreat (Agreeing on main pillars of UNDAF III with Government & stakeholders)	UNCT/Government/CS Os, PSG/OSA	Consultant(s)	
Stage III: Strategic Planning + Drafting of UNDAF III			
Conducting Agencies capacity assessment (technical and financial as input for division of labour .	RCO	UNDAF Focal Agency -Dakar (UNICEF	July -Oct 2012
Developing the Results Framework	UNDAF Task Team, Government	Consultant /QS A/PSG	
Developing Draft Logframe	UNDAF Task Team, Government	Consultant /QS A/PSG	
Agreeing on Division of labour among agencies	UNCT	Consultant	
Finalizing UNDAF Logframe	UNDAF Task Team	Consultant	
Drafting UNDAF Narrative and Vetting of draft document	UNDAF Task Team/PMT	Consultant	
Finalizing UNDAF III document (Narrative+ Result Matrix-Draft 1)	UNDAF Task Team/PMT	Consultant	
UNDAF III Consensus building and validation processes at Federal, State level, Donors	UNCT/ UNDAF Task Team		
Stage IV: Monitoring and Evaluation Design of UNDAF III			
Defining and developing M&E baselines, indicators, MoVs, as part of Result Matrix for UNDAF III	UNDAF Task Team/ DMAG	QSA/PSG & Consultant	June -July 2012
Submission and final consultation on draft UNDAF Document with PSG/QSA Dakar	UNDAF Task Team/ RCO	QSA/PSG	
Designing the M&E database (connected with Government systems)	UNDAF Task Team/ DMAG		

Stage V: Other Processes-UNDAF III & DaO

Initiate UNDAF Action Plan Preparation	PMT/RCO		Oct 2012 to Dec 2013
Agency CPDs & CP Development out of UNDAF III	UN Agencies		
Agency submission of CPDs and Cps to Board & HQ	UN Agencies		
Validation and endorsement of UNDAF III by UNCT, Steering Committee, Stakeholders, etc	UNCT/ UNDAF Task Team/ RCO		
UNDAF III signed with Government	UNCT/Government		
UNDAF Action Plan preparation and finalization	UNDAF Task Team	South-South Cooperation- CO/Consultant	
Developing and finalizing 2014 Agency Annual work plan	UN Agencies		
Establishment of implementation and Governance structures for UNDAF III & DaO	UNCT/PMT/RCO	South -South Cooperation - CO/Consultant	
Commence implementation of UNDAF III DaO modalities	UN & Government		Jan 2014

List of UNDAF III Core Task Team

Name	Agency
Kwasi Amankwaah	Resident Coordinators Office
Chinwe Ogbonna	UNFPA
Victoria Isiramen	UNICEF
Karin Takeuchi	UNICEF
Ogo Chukwujekwu	WHO

Annex IV: Progress on the Millennium Development Goals in Nigeria (2010 Report)

MDG	MDG Target 2015	Current Status (2008/2009)	Likelihood of Attainment
1. Poverty and Hunger			
Halve percentage of people living on < USD1 per day	21	54	Medium
Halve percentage of people living in absolute poverty (*d 2900 calories per day)	15	33	Medium
Prevalence of underweight children < 5years old	20	23	Strong
2. Achieve universal primary education			
Increase net enrolment in primary education	100	89	Medium
Increase primary school completion rate	100	68	Medium
Increase literacy rate of 15-24 years old	100	80	Medium
3. Promote gender equality			
Raise ratio of girls to boys in primary schools to 100 percent	100	85	Medium
Raise ratio of girls to boys in secondary schools to 100 percent	100	80	Weak
4. Reduce under 5 child mortality			
Reduce infant mortality rate by two thirds	30	75	Weak
Reduce Under-five mortality by two-thirds	64	157	Weak
5. Improve maternal health			
Reduce by three-fourths the maternal mortality rate (per 100,000)	250	545	Strong
Raise to 100% child deliveries attended by skilled attendant	100	39	Weak
6. Combat HIV/AIDS			
HIV prevalence among pregnant young women age 15-24	To be halted	4.2	Strong
7. Sustainable access to basic needs			
Double proportion of population with access to improved water source (percent)	77	59	Weak
Double proportion of population with access to improved sanitation	70	52	Weak
Proportion of land area covered by forests	15	10	Weak

Source: Federal Government of Nigeria, Nigeria Millennium Development Goals (MDGs) Report 2010



Office of the UN Resident Coordinator - Nigeria
United Nations House
Plot 617/618, Diplomatic Zone, Central Area District
P.M.B 2851, Garki Abuja, Nigeria
Tel: +234 (0) 9-4616100, 09 876 1003
Web address: <http://www.ng.one.un.org>